


siponsilities. n itper

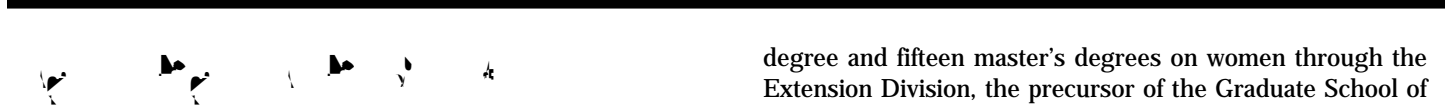
Current and past issues are available on the Boston College web site
at <http://www.bc.edu/factbook>

Founded by the Society of Jesus in 1863, Boston College is dedicated to intellectual excellence and to its Jesuit, Catholic mission and heritage. Committed to maintaining a welcoming environment for all people, the University recognizes the important contribution a diverse community of students, faculty and administrators makes to the advancement of its goals and ideals.

Boston College rejects and condemns all forms of harassment, and it has developed procedures to redress incidents of harassment against any members of its community, whatever the basis or circumstance. Moreover, in accordance with all applicable state and federal laws, Boston College does not discriminate in employment, housing, or education on the basis of a person's race, religion, color, national origin, age, sex, marital or parental status, veteran status, or disabilities. In addition, in a manner faithful to the Jesuit, Catholic principles and values that sustain its mission and heritage, Boston College is in compliance with

Foreword.....	5
The Mission of Boston College	5
A Brief History of Boston College	6
A Boston College Chronology	6
Boston College Profile	11
<hr/>	
Board of Trustee Membership	14
Board of Trustee Chairmen	15
Trustee Associate Membership	15
Officers of the University	16
Chart of Administration.....	16
Academic Administration	17
Department Chairpersons	17
The Jesuit Community at Boston College	17
University Administrators	18
Professional, Administrative, and Support Staff Personnel	19
Faculty:	
by School and Rank	20
Full-Time Equivalent by School	20
by School and Tenure Status	20
by School and Gender	21
by Highest Earned Degree and Rank	21
by Highest Earned Degree and Gender	21
by Rank and Gender	22
Full-Time Faculty, Teaching Fellows, and Teaching Assistants:	
by School and Department	22
Average Faculty Compensation:	
by Rank	23
by Rank, Compared to AAUP Category I Averages	23
<hr/>	
Freshman Enrollment by Year and Gender (Full-Time)	26
Freshman Admission Profile	26
Freshman Applications, Acceptances, and Enrollment (Full-Time)	26
Class of 2004 Applications, Acceptances, and Enrollment—Geographic Distribution	27
Top Cross Application Competitor Schools of Enrolling Freshmen	28
Undergraduate Transfer Students:	
Applications, Acceptances, and Enrollment (Full-Time)	28
by Type of Previous Institution and Gender	28
Enrollment:	
by School, Gender, and Full- and Part-Time, Fall 2000	29
Student Credit Hours by School, 1993-94 through 1999-2000	29
by School, Gender, and Full- and Part-Time, Fall 1994 to 2000	30
AHANA and International Enrollment by Gender, Fall 1998 to 2000	31
Veteran Enrollment by Gender and Full- and Part-Time, Fall 2000	32
Full-Time Equivalent by School, Fall 1991 to 2000	32
Geographic Distribution of Undergraduate Students 1980, 1985, 1990, 1995, 1999, 2000	33
Undergraduate Majors by School, Fall 1989 to 2000	34
Graduate Enrollment by Degree Program and Discipline, 1995-96 through 1999-00	35
Summer Session Enrollment, 1991 to 2000	35





Boston College was founded by the Society of Jesus in 1863, and is one of twenty-eight Jesuit colleges and universities in the United States. With three teachers and twenty-two students, the school opened its doors on September 5, 1864. At the outset and for more than seven decades of its first century, the college remained an exclusively liberal arts institution with emphasis on the Greek and Latin classics, English and modern languages and with more attention to philosophy than to the physical or social sciences. Religion

degree and fifteen master's degrees on women through the Extension Division, the precursor of the Graduate School of Arts and Sciences, the Evening College, and the Summer Session. By 1970 all undergraduate programs had become coeducational. Today women students comprise more than half of the University's enrollment.

In 1996 the Evening College became the College of Advancing Studies, offering a master's degree as well as the bachelor's degree. The university's longest presidency, 24 years, came to an end when Father J. Donald Monan became chancellor and was succeeded in the presidency by Father William P. Leahy.

In 1997, Father Leahy announced the implementation plan for Advancing the Legacy, BC's \$260 million five year investment to strengthen education, reaffirm its Jesuit and Catholic mission, increase research and improve the quality of student life.

Source: University Historian and Public Affairs

1 Bapst library opened, the fourth of the early Maginnis and Walsh buildings. Weston Observatory, the seismological station, founded.

1 Law School opened at 11 Beacon St., Boston. Evening College started as "Boston College Intown" at 126 Newbury Street, Boston.

Greek requirement for the A.B. degree dropped.

Graduate School of Social Work opened at Newbury Street.

School of Management opened at Newbury Street as the "College of Business Administration."

/ Cotton Bowl vs. Clemson (3-6) first bowl game.

Cardinal O'Connell purchased the Liggett estate, the upper campus, and gave it to the College.

To accommodate post war enrollment, army surplus barracks became dormitories on the site of present Champion Hall; a larger office/classroom building was erected on the site of McGuinn, and a recreation building on the site of Cushing Hall.

Construction begun on the first permanent building since the completion of Bapst in 1928, to house the College of Business Administration (occupied in September 1948). The School of Nursing opened at 126 Newbury Street.

College acquired small reservoir (lower campus). Hockey team won national title at Colorado Springs.

Lyons Hall was completed in July.

1 The School of Education opened in September in Gasson Hall. Doctoral programs were begun in Economics, Education, and History, the beginning of increased emphasis on graduate education.

Law School moved to St. Thomas More Hall on the Chestnut Hill campus.

Claver, Loyola, and Xavier Halls opened, first campus residences constructed by B.C. The School of Education moved into Champion Hall.

Graduate School of Management founded.

Alumni Stadium dedicated September 21.

Latin no longer required for the A. B. degree. The College of Arts and Sciences Honors Program and the Scholar of the College program were begun. The original gymnasium, Roberts Center, and the first hockey rink, McHugh Forum, were opened.

The Board of Regents, advisory to the trustees and administration, was established.

/ The Nursing School occupied its campus building, Cushing Hall. Three more student residences, named for the early bishops of Boston, Cheverus, Fenwick, and Fitzpatrick, were completed.

McElroy Commons opened.

The Boston College Centennial Convocation was addressed by President John F. Kennedy on April 20. The Self-Study of the College of Arts and Sciences led to a new core curriculum, a reduction in the course load, election of department chairmen, the establishment of Educational Policy committees, and sabbaticals.

Carney Hall opened. Welch, Williams, and Roncalli residences were occupied.

Higgins Hall was dedicated in November.

The Regents joined the Jesuit trustees to form the Board of Directors, October 8. The Black Talent Program was started, precursor to AHANA Student Programs.

/ Women admitted for degrees in all undergraduate colleges (Sept.). The modular residences were placed on the lower campus. Pulse, an academic/social action program, was started. The Campus School for multi-handicapped children was begun.

The office of president of Boston College and rector of the Boston College Jesuit community were separated on January 1. Installation of Omicron Chapter, Phi Beta Kappa, April 6.


1 Father J. Donald Monan succeeded Father Joyce as president, September 5. The trustees voted to eliminate the Board of Directors and to expand the Board of Trustees to include laymen, November 19. The newly structured Board of Trustees, with 35 members (13 Jesuits), elected Cornelius Owens '36 chairman. The Women's Center was established.

The Long-Range Fiscal Planning Committee presented to the Trustees a plan for balanced budgets for the succeeding five years.

Newton College of the Sacred Heart became part of Boston College (announced March 11).

The Law School moved to the Newton Campus. Edmond's Hall was occupied in September.

The New Heights Advancement Campaign to raise \$21 million over five years was begun in April. By 1981 it raised more than \$25 million.



1,000 friends of Speaker Thomas P. O'Neill gathered in Washington for a dinner attended by President Carter to establish the O'Neill Chair in American Politics, December 9. The Graduate School of Social Work established a doctoral degree program. The Recreation Complex named for Athletic Director, William J. Flynn.

/ The Jesuit community endowed the Thomas I. Gasson, S.J. Chair for distinguished Jesuit scholars.

1 Walsh Hall residence dedicated to former president Michael P. Walsh, S.J., October 7.

O'Neill Library dedicated to Speaker of the House Thomas P. O'Neill, '36, October 14. Doug Flutie awarded Heisman Trophy.

The E. Paul Robsham, Jr. Theater Arts Center was dedicated on October 25.

Rededication of renovated Bapst Library, dedication of Burns Library, April 22. *Goals for Nineties* (planning

In October, Irish President Mary McAleese visited the campus for the formal opening of the Irish Institute and the Irish Studies Program at Connolly House. Rev. Joseph Appleyard, SJ, was named as the first vice president for University Mission and Ministry. Work began on a three-year project to renovate and expand Higgins Hall, which houses the Biology and Physics departments. *U.S. News & World Report* rated the BC schools of law, education, and nursing among the top 25 in their fields. BC undergraduates won more than 20 prestigious national fellowships, including a dozen Fulbrights and a coveted Marshall Scholarship.

BC's School of Education was named the Peter S. and Carolyn A. Lynch School of Education in recognition of the couple's gift of more than \$10 million. For the fifth consecutive year, BC was ranked among the top 40 national universities by *U.S. News & World Report*. The biggest leap in BC's standing was "faculty resources," where BC moved up to 54th place from 87th place two years earlier. BC also ranked fifth in the nation in graduating football players. The McMullen Museum of Art's exhibition, *Saints and Sinners: Caravaggio and the Baroque Image*, attracted more than 65,000 visitors to the campus. BC announced a \$400 million "Ever to Excel" capital campaign, with an anonymous donor pledging \$20 million.

1/// The annual *U.S. News & World Report* survey ranked Boston College 38th among the nation's 228 national universities. BC, Notre Dame, and Georgetown were the only Catholic universities in the top 40. BC was ranked 5th for applications received by national private universities for freshman admission. A booklet providing a background of the Jesuit academic experience was distributed to incoming students and faculty members by the Center for Ignatian Spirituality. Geoffrey and Rene Boisi committed \$5 million to establish the Center for Religion and American Public Life, directed by social scientist Alan Wolfe. BC appointed a husband and wife team to a joint position for a single chair. Sheila Blair and Jonathon Bloom, both art research scholars, will share the Norma Jean Calderwood Chair in Islamic and Asian Art. The Romance Languages and Literature Department combined with the Carroll Graduate School of Management to offer a new master's degree combining courses in management with instruction in foreign language and culture, for those planning to work in overseas positions and projects.

* References to presidents and Board of Trustee chairmen are minimized in this chronology since they are listed elsewhere in the *Fact Book*.

Source: University Historian and Public Affairs

1 2 3 4 5 6 7 8 9 10 11 12 13 14 15 16 17 18 19 20 21 22 23 24 25 26 27 28 29 30 31 32 33 34 35 36 37 38 39 40 41 42 43 44 45 46 47 48 49 50 51 52 53 54 55 56 57 58 59 60 61 62 63 64 65 66 67 68 69 70 71 72 73 74 75 76 77 78 79 80 81 82 83 84 85 86 87 88 89 90 91 92 93 94 95 96 97 98 99 100 101 102 103 104 105 106 107 108 109 110 111 112 113 114 115 116 117 118 119 120 121 122 123 124 125 126 127 128 129 130 131 132 133 134 135 136 137 138 139 140 141 142 143 144 145 146 147 148 149 150 151 152 153 154 155 156 157 158 159 160 161 162 163 164 165 166 167 168 169 170 171 172 173 174 175 176 177 178 179 180 181 182 183 184 185 186 187 188 189 190 191 192 193 194 195 196 197 198 199 200 201 202 203 204 205 206 207 208 209 210 211 212 213 214 215 216 217 218 219 220 221 222 223 224 225 226 227 228 229 230 231 232 233 234 235 236 237 238 239 240 241 242 243 244 245 246 247 248 249 250 251 252 253 254 255 256 257 258 259 260 261 262 263 264 265 266 267 268 269 270 271 272 273 274 275 276 277 278 279 280 281 282 283 284 285 286 287 288 289 290 291 292 293 294 295 296 297 298 299 300 301 302 303 304 305 306 307 308 309 310 311 312 313 314 315 316 317 318 319 320 321 322 323 324 325 326 327 328 329 330 331 332 333 334 335 336 337 338 339 340 341 342 343 344 345 346 347 348 349 350 351 352 353 354 355 356 357 358 359 360 361 362 363 364 365 366 367 368 369 370 371 372 373 374 375 376 377 378 379 380 381 382 383 384 385 386 387 388 389 390 391 392 393 394 395 396 397 398 399 400 401 402 403 404 405 406 407 408 409 410 411 412 413 414 415 416 417 418 419 420 421 422 423 424 425 426 427 428 429 430 431 432 433 434 435 436 437 438 439 440 441 442 443 444 445 446 447 448 449 450 451 452 453 454 455 456 457 458 459 460 461 462 463 464 465 466 467 468 469 470 471 472 473 474 475 476 477 478 479 480 481 482 483 484 485 486 487 488 489 490 491 492 493 494 495 496 497 498 499 500 501 502 503 504 505 506 507 508 509 510 511 512 513 514 515 516 517 518 519 520 521 522 523 524 525 526 527 528 529 530 531 532 533 534 535 536 537 538 539 540 541 542 543 544 545 546 547 548 549 550 551 552 553 554 555 556 557 558 559 560 561 562 563 564 565 566 567 568 569 570 571 572 573 574 575 576 577 578 579 580 581 582 583 584 585 586 587 588 589 590 591 592 593 594 595 596 597 598 599 600 601 602 603 604 605 606 607 608 609 610 611 612 613 614 615 616 617 618 619 620 621 622 623 624 625 626 627 628 629 630 631 632 633 634 635 636 637 638 639 640 641 642 643 644 645 646 647 648 649 650 651 652 653 654 655 656 657 658 659 660 661 662 663 664 665 666 667 668 669 670 671 672 673 674 675 676 677 678 679 680 681 682 683 684 685 686 687 688 689 690 691 692 693 694 695 696 697 698 699 700 701 702 703 704 705 706 707 708 709 710 711 712 713 714 715 716 717 718 719 720 721 722 723 724 725 726 727 728 729 730 731 732 733 734 735 736 737 738 739 740 741 742 743 744 745 746 747 748 749 750 751 752 753 754 755 756 757 758 759 760 761 762 763 764 765 766 767 768 769 770 771 772 773 774 775 776 777 778 779 780 781 782 783 784 785 786 787 788 789 790 791 792 793 794 795 796 797 798 799 800 801 802 803 804 805 806 807 808 809 810 811 812 813 814 815 816 817 818 819 820 821 822 823 824 825 826 827 828 829 830 831 832 833 834 835 836 837 838 839 840 841 842 843 844 845 846 847 848 849 850 851 852 853 854 855 856 857 858 859 860 861 862 863 864 865 866 867 868 869 870 871 872 873 874 875 876 877 878 879 880 881 882 883 884 885 886 887 888 889 890 891 892 893 894 895 896 897 898 899 900 901 902 903 904 905 906 907 908 909 910 911 912 913 914 915 916 917 918 919 920 921 922 923 924 925 926 927 928 929 930 931 932 933 934 935 936 937 938 939 940 941 942 943 944 945 946 947 948 949 950 951 952 953 954 955 956 957 958 959 960 961 962 963 964 965 966 967 968 969 970 971 972 973 974 975 976 977 978 979 980 981 982 983 984 985 986 987 988 989 990 991 992 993 994 995 996 997 998 999 1000





2000-2001

Gregory P. Barber, '69

Chairman

Gregory P. Barber & Associates, Inc.

Peter W. Bell, '86

President and Chief Executive Officer

StorageNetworks, Inc.

* **Geoffrey T. Boisi, '69**

Vice Chairman

Chase Investment Banking

The Chase Manhattan Bank

Brian P. Burns

Chairman

B. F. Enterprises, Inc.

* **Patrick Carney, '70**

Chairman and Chief Executive Officer

Claremont Companies

The Honorable Darcel D. Clark, Esq., '83

Judge of the Criminal Court

City of New York

John J. Shea, S.J., M.Ed. '70

Assistant Vice President for Institutional Advancement
University of Scranton

*** Marianne D. Short, '72, J.D. '76**

Dorsey & Whitney LLP

Patrick T. Stokes, '64

President
Anheuser-Busch, Inc.

Richard F. Syron, '66, L.D. '89 (Hon.)

Chairman, President, and Chief Executive Officer
Thermo-Electron Corporation

Salvatore J. Trani

President
Garban Corporates LLC

*** Thomas A. Vanderslice, '53**

Private Investor

Jeffrey P. von Arx, S.J.

Dean of Fordham College at Rose Hill
Fordham University

Vincent A. Wasik

President
MCG global, LLC

Benaree P. Wiley

President and Chief Executive Officer
The Partnership, Inc.

†Only Boston College degrees listed.

*Executive Committee Member

Source: President's Office

Cornelius W. Owens

1972-1975

Thomas J. Galligan, Jr.

1975-1978

James P. O'Neill

1978-1981

William F. Connell

1981-1984

David S. Nelson

1984-1987

Thomas A. Vanderslice

1987-1990

John M. Connors, Jr.

1990-1993

Geoffrey T. Boisi

1993-1996

Richard F. Syron

1996-1999

Charles I. Clough, Jr.

1999-

Source: President's Office

2000-2001**Mary Jane Vouté Arrigoni**

Greenwich, CT

William L. Brown

Chairman of the Board (Retired)
Fleet Boston

Wayne A. Budd, Esq., '63

Executive Vice President
John Hancock Financial Services, Inc.

Denis H. Carroll, '64

Chairman and Chief Executive Officer
CRL Industries, Inc.

James F. Cleary, '50, D.B.A. '93 (Hon.)

Advisory Director
PaineWebber, Inc.

John M. Corcoran, '48

Partner
John M. Corcoran & Company

John F. Cunningham, '64

Chairman and Chief Executive Officer
Cunningham and Company

Brian E. Daley, S.J.

Professor, Department of Theology
University of Notre Dame

Michael A. Fahey, S.J., '57, L.Th. '65

Professor, Department of Theology
Marquette University

John T. Fallon

R.M. Bradley (Retired)

John F. Farrell, Jr.

Automatic Service Company

Yen-Tsai Feng

Roy E. Larsen Librarian (Retired)
Harvard College

Charles D. Ferris, Esq., '54, J.D. '61, LL.D. '78 (Hon.)

Senior Partner
Mintz, Levin, Cohn, Ferris, Glovsky and Popeo, P.C.

Thomas J. Flanagan, '42

Chairman, President, and Chief Executive Officer
The Flanagan Group

Thomas J. Flatley

President
The Flatley Group

Thomas J. Galligan, Jr., '41, D.B.A. '75 (Hon.)

Chairman and Chief Executive Officer (Retired)
Boston Edison Company

Samuel J. Gerson, '63

Boston College Alumnus

Roberta L. Hazard, '56, M.A. '57

Consultant, Rear Admiral USN (Retired)

Daniel S. Hendrickson, S.J.

Department of Philosophy
Creighton University

John J. Higgins, S.J., '59, M.A. '60, ST.L. '67

Rector of the Jesuit Community
Fairfield University

Fall 2000

John J. Neuhauser, Academic Vice President and Dean of
Faculties
Robert R. Newton, Associate Academic Vice President
Michael A. Smyer, Associate Vice President for Research and
Graduate Studies
Patricia E. A. DeLeeuw, Academic Vice President for Faculties

The College of Advancing Studies

James A. Woods, S.J., Dean

The College of Arts and Sciences

Joseph F. Quinn, Dean
J. Joseph Burns, Associate Dean
Clare M. Dunsford, Associate Dean
Carol Hurd Green, Associate Dean
Mary Daniel O'Keeffe, O.P., Associate Dean
Barbara A. Viechnicki, Assistant Dean for Administration

The Graduate School of Arts and Sciences

Michael A. Smyer, Dean
Elizabeth Chadwick, Associate Dean

The Lynch School of Education

Mary M. Brabeck, Dean
Dennis L. Shirley, Associate Dean
John E. Cawthorne, Assistant Dean for Students and Outreach
Mary Ellen Fulton, Assistant Dean for Finance
and Administration

The Law School

John H. Garvey, Dean
Alfred C. Yen, Associate Dean for Academic Affairs
R. Michael Cassidy, Associate Dean for Administration
Norah Wylie, Associate Dean for Students
Sharon Hamby O'Connor, Associate Dean for Library and

Fall 2000

Accounting
Biology
Business Law
Chemistry
Classical Studies
Communication
Computer Science
Economics
English
Finance
Fine Arts
Geology and Geophysics
Germanic Studies
History
Marketing
Mathematics
Music
Operations & Strategic
Management
Organizational Studies
Philosophy
Physics
Political Science
Psychology
Romance Languages and
Literature
Slavic and Eastern
Languages
Sociology
Theater
Theology

Greg Trompeter
Marc Muskavitch
Christine O'Brien
Larry McLaughlin
David Gill, S.J.
Dale Herbeck
Robert Signorile
Peter Ireland
Paul Lewis
George Aragon
John Michalczyk
Chris Hepburn
Michael Resler
Peter Weiler
Victoria Crittenden
Richard Jenson
T. Frank Kennedy, S.J.

David Murphy
William Stevenson
Richard Cobb-Stevens
Kevin Bedell
Kay Schlozman
Jeanne Sholl

Laurie Shepard

Margaret Thomas
Stephen Pfohl
Stuart Hecht
Stephen Pope

Source: Office of the Academic Vice President

Fall 2000

Academic Development Center

Suzanne M. Barrett, Director

Undergraduate Admission

John L. Mahoney, Jr., Director

Affirmative Action

Barbara Marshall, Director

AHANA Student Programs

Donald Brown, Director

Alumni Association

Grace Cotter-Regan, Executive Director

Athletics

Eugene B. DeFilippo, Jr., Director

University Audiovisual Services

Yoshio Saito, Director

Audit

William E. Chadwick, Director

Benefits

John R. Burke, Director

Bookstore

Thomas McKenna, Director

Budget

Michael T. Callnan, Director

Campus Ministry

James D. Erps, S.J., Director

Campus School

Philip A. DiMattia, Director

Career Center

Theresa A. Harrigan, Director

Children's Center

Barbara A. Krakowsky, Director

Community Affairs

Jean S. McKeigue, Director

Compensation

Halley McLain, Director

Continuing Education, School of Nursing

W. Jean Weyman, Director

Controller

Michael J. Driscoll

Center for Corporate Community Relations

Brad Googins, Executive Director

University Counseling Services

Thomas P. McGuinness, Director

Development

Robert L. Cunningham, Associate Vice President

Dining Service

Patricia A. Bando, Director

Employee Relations

Richard P. Jefferson, Director

Employment and Employee Development

Bernard R. O'Kane, Director

Enrollment Management

Robert S. Lay, Dean

Environmental Health and Safety

Suzanne Howard, Director

Facilities Management

Thomas F. Devine, Associate Vice President

Facilities Services

Roger S. Goode, Jr., Director

Financial Strategies

Bernard A. Pekala, Director

First Year Experience

Joseph P. Marchese, Director

University General Counsel

Joseph Herlihy, Esq.

Health Services

Thomas I. Nary, M.D., Director

Honors Program, Carroll School of Management

David R. McKenna, Director

Honors Program, College of Arts & Sciences

Mark F. O'Connor, Director

University Historian

Thomas H. O'Connor

University Housing

Robert F. Capalbo, Director

Human Resources

Robert J. Lewis, Associate Vice President

Human Resources Service Center

Richard M. Young, Director

Center for Ignation Spirituality

1999-2000

6 7 8

9

10

11

1999-2000

	No.	%	No.	%	Total No.	Women	Men
Arts & Sciences	99	45	287	67	386	26	74
Education	27	12	32	7	59	46	54
Law	20	9	32	7	52	38	62
Management	25	12	63	15	88	28	72
Nursing	41	19	1	1	42	98	2
Social Work	6	3	14	3	20	30	70
Total	218	100	429	100	647	34	66

Source: Office of the Academic Vice President

1999-2000

	No.	%	No.	%	No.	%	No.	%	No.	%
Doctorate	225	100	253	98	122	96	19	54	619	96
Masters	-	-	6	2	5	4	15	43	26	4
First Professional*	-	-	1	-	-	-	1	3	2	-
Total	225	100	260	100	127	100	35	100	647	100

*Including S.T.B., Ph.L., and S.T.L.

Source: Office of the Academic Vice President

1999-2000

	No.	%	No.	%	No.	%
Doctorate	201	92	408	95	609	94
Masters	16	7	20	5	36	6
First Professional*	2	1	-	-	2	-
Total	219	100	428	100	647	100

*Including S.T.B., Ph.L., and S.T.L.

Source: Office of the Academic Vice President

1999-2000

	No.	%	No.	%	No.	%
Professor	51	23	175	41	226	35
Associate	92	42	164	38	256	40
Assistant	54	25	70	16	124	19
Instructor	21	10	20	5	41	6
Total	218	100	429	100	647	100

Source: Office of the Academic Vice President

By School and Department, 1999-2000

	No.	%	No.	%
Arts & Sciences				
Biology	21	-	32	
Chemistry	18	-	37	
Classics	4	-	-	
Communication	13	-	-	
Economics	24	13	9	
English	42	32	-	
Fine Arts	14	-	-	
Geology	9	-	15	
Germanic Studies	3	-	-	
History	36	10	23	
Honors Program	6	-	-	
Mathematics	24	8	4	
Music	4	-	-	
Philosophy	28	22	-	
Physics	14	-	18	
Political Science	20	5	4	
Psychology	17	2	2	
Romance Languages	22	36	-	
Slavic & Eastern Languages	4	-	1	
Sociology	19	7	15	
Theater	5	-	-	
Theology	39	9	16	
Total Arts & Sciences	386	144	176	
Education	59	21	48	
Law	52	-	-	
Management	88	-	-	
Nursing	42	15	5	
Social Work	20	-	-	
Total				

1

2

3



By Year and Gender

1989	866	1,252	2,188
1990	1,053	1,074	2,127
1991	1,138	1,440	2,578
1992	1,124	1,091	2,215
1993	1,017	1,137	2,154
1994	1,083	1,167	2,250
1995	1,003	1,137	2,140
1996	1,145	1,329	2,474
1997	1,084	1,084	2,168
1998	1,063	1,184	2,247
1999	1,103	1,181	2,284
2000	1,114	1,132	2,246

Source: Office of Undergraduate Admission

Middle 50% Range of SAT Scores

1995	510 - 610	590 - 680	1,130 - 1,270
1996	520 - 610	590 - 680	1,140 - 1,270
1997	520 - 610	600 - 690	1,140 - 1,270
1998	520 - 610	600 - 690	1,140 - 1,280
1999	520 - 620	610 - 700	1,140 - 1,300
2000*	580 - 670	600 - 690	1,200 - 1,340
2001	580 - 680	610 - 690	1,210 - 1,340
2002	590 - 680	610 - 690	1,210 - 1,350
2003	590 - 680	610 - 690	1,210 - 1,360
2004	600 - 690	620 - 700	1,230 - 1,370

* Statistics for the Class of 2000 begin College Board recentered score series.

Note: SAT score ranges, 25th percentile - 75th percentile, are now the standard reporting statistic in all major admission guides.

Data Source: Office of Undergraduate Admission (Table compiled by the Office of Enrollment Management Research.)

Full-Time

1990	12,403	5,606	45	2,127	38	17
1991	11,516	6,423	56	2,578	40	22
1992	12,283	5,590	45	2,215	40	18
1993	13,112	6,179	47	2,154	35	16
1994	15,522	6,378	41	2,250	35	14
1995	16,680	6,399	38	2,140	33	13
1996	16,501	6,750	41	2,474	37	15
1997	16,455	6,455	39	2,168	34	13
1998	16,373	6,484	40	2,247	35	14
1999	19,746	6,976	35	2,284	33	12
2000	20,743	6,587	32	2,246	34	11

Note: Freshman enrollment reported above is based on deposits received, on or before the deadline set by the Committee on Admission, from students accepting the offer of admission extended by the University. Withdrawals may occur during the summer and the first two weeks in September. Enrollment figures for Fall 2000 are based on deposits received as of May 12, 2000.

Source: Office of Undergraduate Admission

Geographic Distribution

Alabama	29	12	3
Alaska	13	1	1
Arizona	93	28	10
Arkansas	15	5	1
California	1,654	509	127
Colorado	201	57	12
Connecticut	1,365	434	177
Delaware	50	19	7
District of Columbia	59	19	8
Florida	650	274	88
Georgia	155	51	13
Hawaii	105	42	9
Idaho	12	3	2
Illinois	663	188	61
Indiana	92	30	4
Iowa	50	13	7
Kansas	76	23	6
Kentucky	62	20	7
Louisiana	72	29	8
Maine	225	67	30

Class of 2004

1

By Type of Previous Institution and Gender

1991	37	12	43	205	297	128	172	297
1992	27	15	73	123	238	99	139	238
1993	37	12	72	150	271	122	149	271
1994	44	8	50	120	222	88	134	222
1995	31	6	58	121	216	91	125	216
1996	11	1	43	58	113	42	71	113

By School*

Arts & Sciences	163,060	166,966	164,914	164,747	166,945	166,929	173,869
Education	20,345	20,889	21,269	23,481	24,436	24,557	24,982
Management	62,374	66,103	66,626	68,904	67,173	67,449	66,569
Nursing	12,240	11,832	10,759	8,862	7,351	7,146	6,928
College of Advancing Studies	20,629	19,476	18,539	18,481	16,026	14,514	13,970
Total Undergraduate	278,648	285,266	282,107	284,475	281,931	280,595	286,318
Graduate Arts & Sciences**	25,850	10,208	9,568	9,508	9,343	9,117	9,072
Graduate Education**	-	11,060	12,929	13,015	12,938	14,024	14,360
Graduate Management	10,957	12,039	12,904	13,242	13,477	13,747	13,311
Graduate Nursing**	-	2,587	2,309	1,674	1,964	2,313	2,828
Graduate Social Work	14,741	15,953	16,808	17,579	17,081	15,203	14,409
Graduate Advancing Studies***	-	-	-	1,427	1,983	2,285	2,071
Law	23,686	23,873	23,518	22,931	23,762	23,502	23,609
Total Graduate & Professional	74,511	75,234	75,720	78,036	80,548	80,191	79,660
Total							

//

By Gender

/ 1///

...

Fall 2000

Arts & Sciences	5	-	5	-	5
Education	-	-	-	-	-
Management	-	-	-	-	-
Nursing	1	-	1	-	1
College of Advancing Studies	7	-	6	1	7
Graduate Arts & Sciences	2	-	2	-	2
Graduate Education	2	-	2	-	2
Graduate Management	1	-	1	-	1
Graduate Nursing	-	-	-	-	-
Graduate Social Work	2	2	2	2	4
Graduate Advancing Studies	2	-	1	1	2
Law	4	1	5	-	5

Total 8,409 9,009 10,261 11,105 11,811

By School, Fall 1991 to 2000

	1991	1992	1993	1994	1995	1996	1997	1998	1999	2000
Arts & Sciences	5,563	5,412	5,521	5,699	5,561	5,541	5,589	5,577	5,853	5,741
Education	755	747	695	701	698	772	806	810	8281	785
Management	2,117	2,077	2,172	2,270	2,269	2,339	2,276	2,288	2,271	2,187
Nursing	362	423	416	408	367	305	250	247	237	216
Total Day Students	8,797	8,659	8,804	9,078	8,895	8,957	8,921	8,922	9,189	8,929
College of Advancing Studies***	747	753	688	682	633	624	531	485	439	464
Total Undergraduate	9,544	9,412	9,492	9,760	9,528	9,581	9,452	9,407	9,628	9,393
Graduate Arts & Sciences**	1,245	1,233	1,288	599	609	605	592	601	548	539
Graduate Education**	-	-	-	494	600	601	600	655	665	621
Graduate Management	400	374	378	408	459	455	464	486	455	481
Graduate Nursing**	-	-	-	102	90	68	87	99	117	112
Graduate Social Work	321	333	368	398	456	478	463	412	392	360
Law	837	861	829	830	819	803	826	825	829	805
Graduate Advancing Studies***	-	-	-	-	-	49	68	81	77	64
Total Graduate & Professional	2,803	2,801	2,863	2,831	3,033	3,059	3,100	3,159	3,083	2,982
Total University	2,347	12,213	12,355	12,591	12,561	12,640	12,552	12,566	12,711	12,375

* Method of computation: three part-time students equal one full-time equivalent student.

** In 1994, the Graduate Schools of Education and Nursing separated from the Graduate School of Arts and Sciences. For prior years their enrollment is included in the Graduate Arts and Sciences statistics.

*** In 1996, the Evening College became the College of Advancing Studies and began to offer graduate programs.

Source: Student Services

By State

Nebraska	5	12	30	22	24	22
Nevada	-	3	7	11	2	3
New Hampshire	130	146	172	165	190	184
New Jersey	734	653	672	858	977	941
New Mexico	4	-	2	5	10	12
New York	1,118	1,029	1,039	1,321	1,413	1,372
North Carolina	1	8	22	20	28	26
North Dakota	-	-	2	1	1	1
Ohio	74	127	132	127	120	125
Oklahoma	1	4	15	13	10	13
Oregon	3	4	8	20	25	20
Pennsylvania	219	281	308	325	341	309
Puerto Rico	n.a.	64	70	48	50	47
Rhode Island	282	285	260	214	190	184
South Carolina	3	3	11	6	11	5
South Dakota	-	1	1	1	-	1
Tennessee	1	13	16	9	26	15
Texas	11	29	122	110	121	131
Utah	1	3	4	10	9	4
Vermont	27	34	47	49	51	52
Virgin Islands	n.a.	2	6	5	2	1
Virginia	41	51	68	83	74	76
Washington	8	18	20	42	69	63
West Virginia	3	3	9	5	3	2
Wisconsin	25	40	53	56	47	50
Wyoming	1	-	2	1	2	1
International	172	161	227	314	252	208
Total	8,729	8,691	8,586	8,896	9,190	8,930

By School

		/		1								1///
Art History	27	37	50	40	38	43	38	37	38	36	34	32
Biochemistry	49	52	61	67	94	108	111	115	117	97	84	83
Biology	396	417	502	537	618	671	752	734	665	543	539	481
Chemistry	28	43	57	67	94	90	100	89	84	90	94	84
Classics	18	18	17	20	17	20	20	20	24	19	15	11
Communication	605	568	515	500	480	533	522	499	542	624	734	865
Computer Science	76	51	53	54	77	82	97	118	133	181	202	200
Economics	577	531	453	361	332	345	356	364	404	430	402	382
English	980	1,015	1,018	965	955	925	927	935	931	868	906	863
Film Studies	-	-	-	-	-	-	-	-	-	-	-	10
Geology/Geophysics	27	33	55	54	55	87	82	80	736	66	58	52
German	11	16	14	13	14	13	9	6	148	8	11	10
History	387	403	424	410	400	398	411	379	392	410	431	451
Independent	1	5	9	13	17	12	4	2	1	3	2	5
International Studies	-	-	-	-	-	-	-	40	67	64	56	45
Mathematics	224	221	209	176	166	178	176	190	168	123	148	135
Music	-	5	8	15	26	26	21	19	23	26	23	22
Philosophy	217	246	252	191	181	182	198	178	158	166	193	211
Physics	29	34	34	25	33	29	28	33	18	29	33	36
Political Science	935	823	846	783	773	781	747	700	671	618	649	626

By Degree Program and Discipline, Full- and Part-Time

									//	
	Master's	Ph.D.	Master's	Ph.D.	Master's	Ph.D.	Master's	Ph.D.	Master's	Ph.D.
Advancing Studies	-	-	190	-	247	-	261	-	259	-
American Studies	12	-	6	-	1	-	-	-	-	-
Biology	16	36	22	31	20	24	14	26	11	26
Chemistry	1	92	2	93	-	103	1	99	1	97
Economics	4	69	6	64	1	68	-	69	4	65
Education	610	260	615	249	615	284	630	276	663	283
Education/Non-Degree	222	-	197	-	173	-	194	-	173	-
English	93	29	94	28	88	31	84	29	69	28
Geology	28	-	22	-	21	-	23	-	21	-
Geology/Geophysics	-	-	-	-	-	-	-	-	-	-
Geophysics	7	-	7	-	1	8	9	-	8	-
History	33	89	20	83	32	77	34	72	29	68
Interdisciplinary	-	2	-	-	1	1	2	1	2	2
Latin & Greek	11	-	5	-	8	-	9	-	6	-
Law	840	-	823	-	832	-	835	-	844	-
Linguistics	4	-	4	-	6	-	4	-	5	-
Management	985	652	970	452	987	387	1047	543	1021	476

By School, 2000 - 2001	
Arts & Sciences	98
Education	7
Management	119
Nursing	1
College of Advancing Studies	4
Exchange Students - Undergraduate	53
Total Undergraduate	282
Graduate Arts & Sciences	217
Graduate Education	65
Graduate Management	131
Graduate Nursing	4
Graduate Social Work	8
Law	21
Graduate Advancing Studies	-
Exchange Students - Graduate	21
Total Graduate/Professional	467
Total Enrolled Students	749
Practical Training*	103
Faculty and Research Scholars	71
Total	923

* Students who have graduated from Boston College and who are undertaking a period of practical training in the United States.

Source: Office of the Dean for Student Development

By Class or Program, 2000 - 2001	
Freshmen	37
Sophomores	50
Juniors	62
Seniors	79
Undergraduate Exchange Students	53
Visiting Students	1
Total Undergraduate	282
Graduate/Professional	
M.A.	71
M.A.T.	-
M.B.A.	59
M.Ed.	15
M.S.	56
M.S.W.	7
C.A.E.S.	2
Ph.D.	214
J.D.	21
Graduate Exchange Students	21
Non-Degree	1
Total Graduate/Professional	467
Practical Training*	103
Faculty and Research Scholars	71
Total	923

* Students who have graduated from Boston College and who are undertaking a period of practical training in the United States.

Source: Office of the Dean for Student Development

By Gender and Program, 2000 - 2001

Undergraduate	159	123	282
Graduate	198	269	467
Practical Training*	58	45	103
Faculty and Research Scholars	50	21	71
Total	465	458	923

* Students who have graduated from Boston College and who are undertaking a period of practical training in the United States.

Source: Office of the Dean for Student Development

Undergraduate and Graduate, 2000 - 2001

Albania	-	1	1	Lebanon	2	1	3
Argentina	-	9	9	Liechtenstein	1	-	1
Armenia	-	3	3	Lithuania	1	-	1
Australia	9	8	17	Malawi	-	1	1
Austria	-	2	2	Malaysia	2	2	4
Bangladesh	1	3	4	Mauritius	1	1	2
Belgium	1	-	1	Mexico	-	8	8
Bermuda	3	-	3	Morocco	-	2	2
Bolivia	1	-	1	Nepal	-	1	1
Brazil	4	5	9	Netherlands	1	4	5
Bulgaria	2	10	12	New Zealand	-	1	1
Burma	1	-	1	Nigeria	1	2	3
Cameroon	1	-	1	Norway	5	1	6
Canada	25	34	59	Pakistan	-	1	1
Cape Verde	1	-	1	Panama	1	-	1
Cayman Islands	2	-	2	Peru	-	2	2
Chile	1	2	3	Philippines	5	11	16
China, People's Republic of	3	76	79	Poland	1	1	2
Colombia	5	6	11	Portugal	-	1	1
Costa Rica	2	-	2	Romania	-	4	4
Cote D'Ivoire	-	1	1	Russia	-	9	9
Cyprus	-	4	4	Saudi Arabia	7	1	8
Czech Republic	-	3	3	Sierra Leone	-	1	1
Denmark	-	1	1	Singapore	7	1	8
Dominican Republic	5	-	5	Slovakia	1	2	3
Ecuador	5	-	5	Slovenia	-	1	1
El Salvador	1	3	4	South Africa	2	4	6
Estonia	-	1	1	South Korea	43	19	62
Ethiopia	-	1	1	Spain	1	18	19
France	18	11	29	Sweden	1	1	2
Germany	5	8	13	Switzerland	2	2	4
Ghana	1	1	2	Taiwan	5	7	12
Greece	1	8	9	Tanzania	-	1	1
Guatemala	2	1	3	Thailand	7	2	9
Guinea	1	-	1	Trinidad & Tobago	3	1	4
Honduras	-	1	1	Turkey	4	25	29
Hong Kong	2	2	4	Uganda	-	1	1
India	8	27	35	Ukraine	1	3	4
Indonesia	16	6	22	United Arab Emirates	1	1	2
Ireland	4	11	15	United Kingdom	13	13	26
Israel	-	1	1	Uruguay	-	1	1
Italy	3	16	19	USSR (Former)	1	-	1
Jamaica	2	3	5	Uzbekistan	-	1	1
Japan	17	18	35	Venezuela	7	3	10
Jordan	1	2	3	Vietnam	-	1	1
Kazakhstan	-	2	2	Yugoslavia	-	1	1
Kenya	-	3	3	Zimbabwe	-	1	1
Kuwait	1	6	7	Total	282	467	749
Latvia	-	2	2	Countries Represented			96

Source: Office of the Dean for Student Development

By Degree and Gender

	Men	Women	Total	Men	Women	Total	Men	Women	Total	Men	Women	Total
Arts & Sciences												
A.B.	552	594	1,146	553	618	1,171	487	527	1,014	583	626	1,209
B.S.	88	85	173	92	103	195	73	105	178	96	75	171
Total Arts & Sciences	640	679	1,319	645	721	1,366	560	632	1,192	679	701	1,380
Education - A.B.	14	156	170	18	182	200	28	168	196	26	196	222
Management - B.S.	388	248	636	325	258	583	352	232	584	381	276	657
Nursing - B.S.	3	87	90	2	68	70	3	59	62	2	58	60
Subtotal Undergraduate Day Degrees Conferred	1,045	1,170	2,215	990	1,229	2,219	943	1,091	2,034	1,088	1,231	2,319
Advancing Studies - A.B.	62	74	136	49	70	119	39	71	110	43	54	97
Total Undergraduate Degrees Conferred	1,107	1,244	2,351	1,039	1,299	2,338	982	1,162	2,144	1,131	1,285	2,416
Ph.D.	49	45	94	42	53	95	51	65	116	53	63	116
D.Ed.	1	-	1	**	**	**	**	**	**	**	**	**
D.S.W.	1	3	4	**	**	**	**	**	**	**	**	**
M.A.	91	200	291	89	189	278	80	183	263	65	173	238
M.S.	70	68	138	81	92	173	107	96	203	108	115	223
M.Ed.	57	154	211	48	155	203	43	149	192	39	191	230
M.A.T.	3	5	8	1	5	6	-	5	5	2	1	3
M.S.W.	27	182	209	39	194	233	16	184	200	27	156	183
M.S.T.	1	4	5	4	2	6	-	5	5	3	2	5
M.B.A.	114	81	195	140	80	220	105	58	163	178	90	268
C.A.E.S.	3	3	6	2	2	4	1	6	7	2	10	12
Total Graduate Degrees Conferred	417	745	1,162	446	772	1,218	403	751	1,154	477	801	1,278
J.D.	162	111	273	144	127	271	136	129	265	127	173	300
Total Graduate and Professional Degrees Conferred	579	856	1,435	590	899	1,489	539	880	1,419	604	974	1,578
Total Degrees Conferred	1,686	2,100	3,786	1,628	2,198	3,827	1,521	2,042	3,563	1,735	2,259	3,994

*August, December, and May graduations combined.

By Degree and Number of Majors

					//
Single Major	905	950	954	832	971
Double Major	192	196	216	179	237
Triple Major	-	-	-	-	1
	<u>1,097</u>	<u>1,146</u>	<u>1,170</u>	<u>1,011</u>	<u>1,209</u>
Single Major	175	158	179	167	149
Double Major	27	15	15	11	22
Triple Major	-	-	-	-	-
	<u>202</u>	<u>173</u>	<u>195</u>	<u>178</u>	<u>171</u>
Total Arts & Sciences	1,299	1,319	1,365	1,189	1,380
Single Major	18	27	34	56	39
Double Major	137	137	165	140	181
Triple Major	1	6	1	-	2
	<u>156</u>	<u>170</u>	<u>200</u>	<u>196</u>	<u>222</u>
Total School of Education	156	170	200	196	222
Single Major	351	441	396	358	430
Double Major	190	191	183	219	220
Triple Major	6	4	4	7	7
	<u>547</u>	<u>636</u>	<u>583</u>	<u>584</u>	<u>657</u>
Total School of Management	547	636	583	584	657
	130	90	70	62	60
Subtotal - Undergraduate Day Degrees Conferred	2,132	2,215	2,218	2,031	2,319
Single Major	122	134	119	110	97
Double Major	-	2	-	-	-
Triple Major	-	-	-	-	-
	<u>122</u>	<u>136</u>	<u>119</u>	<u>110</u>	<u>97</u>
Total Advancing Studies	122	136	119	110	97
Total Undergraduate Degrees Conferred	2,254	2,351	2,337	2,141	2,416

*August, December, and May graduations combined.
Source: Student Services

By Major*

					//
Accounting	149	134	127	94	103
Art History	15	12	7	10	14
Biochemistry	36	18	28	16	25
Biology	119	114	132	119	96
Chemistry	17	14	13	15	24
Child in Society	2	-	-	3	4
Classics	3	1	5	1	4
Communication	141	145	156	128	180
Computer Science	32	34	39	30	60
Early Childhood Education	21	16	12	13	12
Economics	109	121	118	170	170
Elementary Education	43	60	56	50	49
Elementary Education & Moderate Special Needs	30	29	43	24	42
English	209	231	223	188	203
Environmental Geosciences	16	14	13	18	9
Finance	212	261	245	236	259
French	10	10	9	7	11
Geology	7	5	7	4	6
Geology/Geophysics	-	-	-	-	2
Geophysics	1	-	-	1	3
German	2	3	3	2	5
Hispanic Studies	11	15	12	13	13
History	109	77	108	82	115
Human Development	32	34	57	69	66
Independent	1	1	2	1	3
Information Systems	5	11	6	16	22
International Studies	5	5	4	12	23
Italian	2	-	2	2	-
Linguistics	2	1	1	1	1
Management	18	20	15	15	25
Marketing	116	154	141	160	167
Mathematics	38	37	45	27	27
Mathematics/Computer Science	-	-	-	-	1
Music	1	6	3	5	6
Nursing	130	90	70	62	60
Operations Management	5	6	7	10	15
Organizational Studies/Human Resource Management	20	26	18	14	20
Philosophy	33	36	26	32	40
Physics	5	8	2	5	6
Political Science	145	144	108	101	123
Psychology	156	183	202	153	151
Russian	1	5	1	2	1
Secondary Education	26		62		

By School and Major*

	A&S					Total	A&S					Total	1///					Total
	A&S		Ed.	Mgt.	Nurs.		A&S		Ed.	Mgt.	Nurs.		A&S		Ed.	Mgt.	Nurs.	
	A.B.	B.S.	A.B.	B.S.	B.S.		A.B.	B.S.	A.B.	B.S.	B.S.		A.B.	B.S.	A.B.	B.S.	B.S.	
Accounting	-	-	-	127	-	127	-	-	-	94	-	94	-	-	-	103	-	103
Art History	7	-	-	-	-	7	10	-	-	-	10	14	-	-	-	-	-	14
Biochemistry	-	28	-	-	-	28	-	16	-	-	16	-	25	-	-	-	-	25
Biology	-	132	-	-	-	132	-	119	-	-	119	-	96	-	-	-	-	96
Chemistry	-	13	-	-	-	13	-	15	-	-	15	-	24	-	-	-	-	24
Child in Society	-	-	-	-	-	-	-	-	3	-	3	-	-	4	-	-	-	4
Classics	5	-	-	-	-	5	1	-	-	-	1	4	-	-	-	-	-	4
Communication	156	-	-	-	-	156	128	-	-	-	128	180	-	-	-	-	-	180
Computer Science	34	-	-	5	-	39	19	-	11	-	30	47	-	-	13	-	-	60
Early Childhood Education	-	-	12	-	-	12	-	-	13	-	13	-	-	12	-	-	-	12
Economics	99	-	-	19	-	118	142	-	28	-	170	137	-	-	33	-	-	170
Elementary Education	-	-	56	-	-	56	-	-	50	-	50	-	-	49	-	-	-	49
Elementary Education & Moderate Special Needs	-	-	43	-	-	43	-	-	24	-	24	-	-	42	-	-	-	42
English	223	-	-	-	-	223	188	-	-	-	188	203	-	-	-	-	-	203
Environmental Geosciences	-	13	-	-	-	13	-	18	-	-	18	-	9	-	-	-	-	9
Finance	-	-	-	245	-	245	-	-	236	-	236	-	-	-	259	-	-	259
French	9	-	-	-	-	9	7	-	-	-	7	11	-	-	-	-	-	11
Geology	-	7	-	-	-	7	-	4	-	-	4	-	6	-	-	-	-	6
Geology/Geophysics	-	-	-	-	-	-	-	-	-	-	1	-	2	-	-	-	-	2
Geophysics	-	-	-	-	-	-	-	1	-	-	-	-	3	-	-	-	-	3
German	3	-	-	-	-	3	2	-	-	-	2	5	-	-	-	-	-	5
Hispanic Studies	12	-	-	-	-	12	13	-	-	-	13	13	-	-	-	-	-	13
History	108	-	-	-	-	108	82	-	-	-	82	115	-	-	-	-	-	115
Human Development	-	-	57	-	-	57	-	-	69	-	69	-	-	66	-	-	-	66
Independent	2	-	-	-	-	2	1	-	-	-	1	3	-	-	-	-	-	3
Information Systems	-	-	-	6	-	6	-	-	16	-	16	-	-	-	22	-	-	22
International Studies	4	-	-	-	-	4	12	-	-	-	12	23	-	-	-	-	-	23
Italian	2	-	-	-	-	2	2	-	-	-	2	-	-	-	-	-	-	-
Linguistics	1	-	-	-	-	1	1	-	-	-	1	1	-	-	-	-	-	1
Management	-	-	-	15	-	15	-	-	15	-	15	-	-	-	25	-	-	25
Marketing	-	-	-	141	-	141	-	-	160	-	160	-	-	-	167	-	-	167
Mathematics	45	-	-	-	-	45	27	-	-	-	27	27	-	-	-	-	-	27
Mathematics/Computer Sci.	-	-	-	-	-	-	-	-	-	-	-	-	-	1	-	-	-	1
Music	3	-	-	-	-	3	5	-	-	-	5	6	-	-	-	-	-	6
Nursing	-	-	-	-	70	70	-	-	-	62	62	-	-	-	-	-	60	60
Operations Management	-	-	-	7	-	7	-	-	10	-	10	-	-	-	15	-	-	15
Organizational Studies/Human Resource Management	-	-	-	18	-	18	-	-	14	-	14	-	-	-	20	-	-	20
Philosophy	26	-	-	-	-	26	32	-	-	-	32	40	-	-	-	-	-	40
Physics	-	2	-	-	-	2	-	5	-	-	5	-	6	-	-	-	-	6
Political Science	108	-	-	-	-	108	101	-	-	-	101	123	-	-	-	-	-	123
Psychology	202	-	-	-	-	202	153	-	-	-	153	151	-	-	-	-	-	151
Russian	1	-	-	-	-	1	2	-	-	-	2	1	-	-	-	-	-	1
Secondary Education	-	-	29	-	-	29	-	-	27	-	27	-	-	40	-	-	-	40
Severe Special Needs	-	-	3	-	-	3	-	-	10	-	10	-	-	8	-	-	-	8

By School, Degree, Primary Field, and Gender

1///

▶ ▶ ▶

▶ ▶ ▶ ▶

▶ I



Freshman Matriculants in Fall 1993

		1993		1992		Retention Rate
		Number	Percent	Number	Percent	
Top 5%	133	4	3%	118	89%	93%
Next 20%	690	34	5%	609	88%	93%
Remaining 75%	1,414	64	5%	1,219	86%	91%
Total	2,237	102	5%	1,946	87%	92%

Source: Office of Enrollment Management Research, March 2000

* "Retention Rate" is the "graduation rate" plus the "transfer out rate" of students to another college.

Class of 2000

	1999		2000	
	Number	Percent	Number	Percent
Master's Degree - Arts and Sciences (M.A., M.S.)	124	6.0%	484	23.2%
Master's Degree - Professional (e.g., M.B.A., M.S.W., M.S.E., M.Div., M.Ed.)	63	3.0%	791	38.0%
Doctorate (Ph.D., Ed.D., D.B.A.)	25	1.2%	269	12.9%
Medical Degree (M.D., D.O., D.D.S., D.V.M.)	35	1.7%	86	4.1%
Law Degree (L.L.B. or J.D.)	105	5.0%	261	12.5%
Other Degree or Certificate	48	2.3%	73	3.5%
Total Postgraduate Degree	400	19.2%	1,964	94.3%
Bachelor's Degree	1,682	80.8%	118	5.7%
Total Number of Senior Responses	2,082	100.0%	2,082	100.0%

Source: Office of Enrollment Management Research, Spring 2000 *Senior Survey* (2,082 senior respondents)

Class of 2000

Business	1	32.6%
Law	2	14.0%
Education	3	8.3%
Communications, Media	4	5.4%
Medicine	5	4.5%
Psychology	5	4.5%
Health-related field	7	3.8%
Computer Science	8	3.2%
English	8	3.2%
Fine/Performing Arts	10	2.9%
Social Work	11	2.8%
Political Science/Government	12	2.0%
History	12	2.0%
Theology	14	1.4%
Economics	14	1.4%
Biological/Life Sciences	16	1.3%
Sociology	16	1.3%
Humanities	18	1.2%
Foreign Languages	18	1.2%
Other field not listed		3.0%
		<hr/> 100.0%

Source: Office of Enrollment Management Research,
Spring 2000 *Senior Survey* (2,082 senior respondents)

Class of 2000

Law	1	11.3%
Business owner, proprietor, entrepreneur	2	10.8%
Finance	3	8.8%
Education, teaching, administration	4	8.5%
Medical doctor	5	4.6%
Social sciences or services	6	3.9%
College/university teaching, research	7	3.5%
Medicine, health care, other	7	3.5%
Advertising, public relations	9	3.4%
Computer programming, science, technology	9	3.4%
Marketing, Sales	11	3.2%
Arts/entertainment	12	2.8%
Management	13	2.5%
Accounting	14	2.1%
Government, politics, public policy	15	2.0%
Broadcasting, media productions	16	1.9%
Foreign service, diplomacy, international relations	17	1.8%
Publishing, print journalism	18	1.6%
Other		12.7%
Undecided		7.6%
		<hr/> 100.0%

Source: Office of Enrollment Management Research,
Spring 2000 *Senior Survey* (2,082 senior respondents)

Fall 2000

Total Massachusetts 60,912

Connecticut	6,670
Maine	1,800
New Hampshire	3,326
Rhode Island	2,571
Vermont	669
Total Other New England States	15,036
Total New England	75,948

Total Outside New England 52,718

Total Alumni 128,666

Data as of October 2000.

Source: Information Services, University Relations

Fall 2000

Alabama	130	Nevada	124
Alaska	100	New Hampshire	3,326
Arizona	578	New Jersey	5,244
Arkansas	51	New Mexico	197
California*	5,638	New York*	10,026
Colorado	836	North Carolina	5,638
	625	North Dakota	17
	580	Ohio	1,288
	117	Oklahoma	100
	652	Oregon	320
	81	Pennsylvania	2,786
	1	Puerto Rico	402
	5	Rhode Island	2,571
	33	South Carolina	287
	2	South Dakota	25
	1	Tennessee	258
	5	Texas	1,415
	1	Utah	104
	1	Vermont	669
	1	Virgin Islands	43
	1	Virginia	2,513
	1	Washington	741
	1	West Virginia	66
	1	Wisconsin	463
	1	Wyoming	29
	1	Total U.S.	123,851
	1	Foreign Nations	2,830
	1	Other	1,985
	1	Total Alumni	128,666

By Primary School and Class, Fall 2000 (Continued)

1. 2. 3. 4. 5. 6. 7. 8. 9. 10. 11. 12. 13. 14. 15. 16. 17. 18. 19. 20. 21. 22. 23. 24. 25. 26. 27. 28. 29. 30. 31. 32. 33. 34. 35. 36. 37. 38. 39. 40. 41. 42. 43. 44. 45. 46. 47. 48. 49. 50. 51. 52. 53. 54. 55. 56. 57. 58. 59. 60. 61. 62. 63. 64. 65. 66. 67. 68. 69. 70. 71. 72. 73. 74. 75. 76. 77. 78. 79. 80. 81. 82. 83. 84. 85. 86. 87. 88. 89. 90. 91. 92. 93. 94. 95. 96. 97. 98. 99. 100.

By Gender and Class, Fall 2000

| | | | | | | | |
|------|-----|-------|-------|--------------|---------------|---------------|----------------|
| 1920 | - | 1 | 1 | 1961 | 439 | 795 | 1,234 |
| 1921 | - | 1 | 1 | 1962 | 508 | 815 | 1,323 |
| 1922 | - | 1 | 1 | 1963 | 622 | 1,090 | 1,712 |
| 1923 | - | 2 | 2 | 1964 | 643 | 1,127 | 1,770 |
| 1924 | - | 1 | 1 | 1965 | 588 | 1,169 | 1,757 |
| 1925 | - | 4 | 4 | 1966 | 706 | 1,161 | 1,867 |
| 1926 | - | 6 | 6 | 1967 | 754 | 1,300 | 2,054 |
| 1927 | 3 | 8 | 11 | 1968 | 799 | 1,429 | 2,228 |
| 1928 | - | 14 | 14 | 1969 | 869 | 1,460 | 2,329 |
| 1929 | 1 | 14 | 15 | 1970 | 939 | 1,354 | 2,293 |
| 1930 | 4 | 22 | 26 | 1971 | 982 | 1,432 | 2,414 |
| 1931 | 4 | 32 | 36 | 1972 | 1,094 | 1,572 | 2,666 |
| 1932 | 2 | 38 | 40 | 1973 | 1,070 | 1,408 | 2,478 |
| 1933 | 7 | 42 | 49 | 1974 | 1,349 | 1,525 | 2,874 |
| 1934 | 10 | 73 | 83 | 1975 | 1,563 | 1,343 | 2,906 |
| 1935 | 20 | 81 | 101 | 1976 | 1,670 | 1,574 | 3,244 |
| 1936 | 13 | 76 | 89 | 1977 | 1,528 | 1,278 | 2,806 |
| 1937 | 9 | 108 | 117 | 1978 | 1,543 | 1,462 | 3,005 |
| 1938 | 18 | 98 | 116 | 1979 | 1,654 | 1,348 | 3,002 |
| 1939 | 18 | 152 | 170 | 1980 | 1,701 | 1,346 | 3,047 |
| 1940 | 17 | 158 | 175 | 1981 | 1,751 | 1,387 | 3,138 |
| 1941 | 20 | 139 | 159 | 1982 | 1,857 | 1,347 | 3,204 |
| 1942 | 21 | 177 | 198 | 1983 | 1,943 | 1,245 | 3,188 |
| 1943 | 23 | 195 | 218 | 1984 | 1,819 | 1,329 | 3,148 |
| 1944 | 14 | 172 | 186 | 1985 | 1,829 | 1,235 | 3,064 |
| 1945 | 18 | 197 | 215 | 1986 | 1,863 | 1,305 | 3,168 |
| 1946 | 28 | 58 | 86 | 1987 | 1,931 | 1,238 | 3,169 |
| 1947 | 35 | 152 | 187 | 1988 | 1,877 | 1,326 | 3,203 |
| 1948 | 35 | 217 | 252 | 1989 | 1,922 | 1,324 | 3,246 |
| 1949 | 74 | 431 | 505 | 1990 | 1,863 | 1,377 | 3,240 |
| 1950 | 104 | 968 | 1,072 | 1991 | 1,960 | 1,441 | 3,401 |
| 1951 | 126 | 1,058 | 1,184 | 1992 | 2,076 | 1,649 | 3,725 |
| 1952 | 137 | 771 | 908 | 1993 | 2,021 | 1,439 | 3,460 |
| 1953 | 191 | 704 | 895 | 1994 | 1,931 | 1,520 | 3,451 |
| 1954 | 215 | 664 | 879 | 1995 | 1,998 | 1,502 | 3,500 |
| 1955 | 238 | 582 | 820 | 1996 | 1,893 | 1,601 | 3,494 |
| 1956 | 335 | 739 | 1,074 | 1997 | 1,942 | 1,571 | 3,513 |
| 1957 | 303 | 743 | 1,046 | 1998 | 2,018 | 1,504 | 3,522 |
| 1958 | 412 | 893 | 1,305 | 1999 | 1,841 | 1,432 | 3,273 |
| 1959 | 390 | 935 | 1,325 | 2000 | 2,021 | 1,525 | 3,546 |
| 1960 | 537 | 895 | 1,432 | Total | 62,759 | 65,907 | 128,666 |

Note: Data as of October 2000.

Source: Information Services, University Relations

Total Private Gift Support

| | | | | | |
|----------------|---------------------|---------------------|---------------------|---------------------|---------------------|
| | | | | | // |
| Alumni | \$ 13,350,832 | \$ 12,635,431 | \$13,682,361 | \$24,349,758 | \$28,696,709 |
| Parents | 2,084,153 | 3,946,738 | 2,919,429 | 3,438,902 | 6,835,370 |
| Friends | 2,293,674 | 1,057,376 | 1,032,735 | 1,902,345 | 4,043,306 |
| Corporations | 2,146,775 | 2,794,101 | 4,006,388 | 5,924,441 | 3,739,139 |
| Matching Gifts | 1,138,506 | 1,105,567 | 1,004,248 | 1,259,289 | 1,595,223 |
| Foundations | 3,427,417 | 3,095,290 | 3,247,621 | 6,653,338 | 3,849,652 |
| Associations | 219,979 | 2,397,091 | 2,799,144 | 578,900 | 485,798 |
| Total | \$24,661,336 | \$27,031,594 | \$28,691,926 | \$44,106,973 | \$49,245,197 |

*Gifts represent cash received during the fiscal year which runs from June 1 to May 31. Data as of July 2000.

Source: Information Services, University Relations

By Giving Club

| | | | | | | |
|---------------------------|------------|-----|-----|-----|-----|------|
| | | | | | | // |
| President's Circle Patron | \$10,000 + | 220 | 249 | 331 | 381 | 505d |

By Primary School and Class, 1999-2000

| | | | | | | | | | | | | | | | | | | | |
|------|-----|----|-----|----|----|----|----|----|---|---|---|----|----|---|---|---|---|----|-----|
| 1924 | 1 | - | - | - | - | - | - | - | - | - | - | - | - | - | - | - | - | - | 1 |
| 1925 | - | - | - | - | - | - | - | - | - | - | - | - | - | - | - | - | - | - | 0 |
| 1926 | 2 | - | - | - | - | - | - | - | - | - | - | - | - | - | - | - | - | - | 2 |
| 1927 | 1 | - | - | - | - | - | - | - | - | - | - | - | - | - | - | - | - | - | 1 |
| 1928 | 1 | - | - | - | - | - | - | - | - | - | - | - | - | - | - | - | - | - | 1 |
| 1929 | 3 | - | - | - | - | - | - | - | - | - | - | - | - | - | - | - | - | - | 3 |
| 1930 | 5 | - | - | - | - | - | 1 | - | - | - | - | - | - | - | - | - | - | - | 6 |
| 1931 | 4 | - | - | - | - | - | - | - | - | - | - | - | - | 1 | - | - | - | 1 | 6 |
| 1932 | 6 | - | - | - | - | - | - | - | - | - | - | - | - | - | - | - | - | 2 | 8 |
| 1933 | 7 | - | - | - | 1 | - | - | - | - | - | - | - | - | - | - | - | - | 2 | 10 |
| 1934 | 19 | - | - | - | 1 | - | 1 | - | - | - | - | - | - | - | - | - | - | 4 | 25 |
| 1935 | 20 | - | - | - | 1 | - | 2 | - | - | - | - | - | - | - | - | - | - | - | 23 |
| 1936 | 24 | - | - | - | - | - | - | - | - | - | - | - | - | - | - | - | - | 2 | 26 |
| 1937 | 29 | - | - | - | 1 | - | 2 | - | - | - | - | - | 2 | - | - | - | - | 5 | 39 |
| 1938 | 24 | - | - | - | - | - | 1 | - | - | - | - | - | 1 | - | - | - | - | 2 | 28 |
| 1939 | 45 | - | - | - | 2 | - | 2 | - | - | - | - | 3 | 5 | - | - | - | - | 6 | 63 |
| 1940 | 56 | - | - | - | 1 | - | - | - | - | - | - | 2 | 4 | - | - | - | - | 3 | 66 |
| 1941 | 45 | - | - | - | 2 | - | 1 | - | - | - | - | 2 | 1 | - | - | - | - | 4 | 55 |
| 1942 | 47 | - | 10 | - | 2 | - | 2 | - | - | - | - | 4 | 1 | - | - | - | - | 4 | 70 |
| 1943 | 47 | 1 | 17 | - | 2 | - | 2 | - | - | - | - | 2 | 3 | - | - | - | - | 6 | 80 |
| 1944 | 46 | - | 17 | - | 2 | - | - | - | - | - | - | 4 | - | - | - | - | - | 7 | 76 |
| 1945 | 46 | - | 8 | - | - | - | - | - | - | - | - | 4 | - | - | - | - | - | 12 | 70 |
| 1946 | 2 | - | 1 | - | 2 | - | 2 | - | - | - | - | 3 | - | - | - | - | - | 3 | 13 |
| 1947 | 23 | - | 5 | - | 2 | - | 6 | - | - | - | - | 6 | 1 | - | - | - | - | 5 | 48 |
| 1948 | 42 | - | 23 | - | 5 | - | 4 | - | - | - | - | 6 | 5 | - | - | - | - | - | 85 |
| 1949 | 108 | - | 22 | 6 | 9 | - | 5 | - | - | - | - | 1 | 9 | - | - | - | - | 2 | 162 |
| 1950 | 225 | - | 116 | 5 | 4 | 10 | 12 | - | - | - | - | 7 | 15 | - | - | - | - | 5 | 399 |
| 1951 | 237 | - | 103 | 6 | 12 | 7 | 16 | - | - | - | - | 3 | 16 | - | - | - | - | 8 | 408 |
| 1952 | 134 | - | 110 | 18 | 7 | 9 | 6 | - | - | - | - | 5 | 14 | - | - | - | - | 5 | 308 |
| 1953 | 113 | - | 76 | 16 | 10 | 11 | 15 | - | - | - | - | 5 | 12 | - | - | - | - | 5 | 263 |
| 1954 | 104 | - | 65 | 24 | 15 | 2 | 26 | - | - | - | - | 1 | 13 | - | - | - | - | 6 | 256 |
| 1955 | 87 | - | 56 | 28 | 15 | 3 | 17 | - | - | - | - | 6 | 7 | - | - | - | - | 2 | 221 |
| 1956 | 93 | 38 | 59 | 27 | 12 | 2 | 20 | - | - | - | - | 5 | 6 | 1 | - | - | - | 15 | 278 |
| 1957 | 92 | 35 | 58 | 26 | 16 | 6 | 10 | - | - | - | - | 4 | 16 | - | - | - | - | 7 | 270 |
| 1958 | 86 | 35 | 81 | 45 | 11 | 8 | 27 | - | - | - | - | 3 | 15 | - | - | - | - | 8 | 319 |
| 1959 | 94 | 37 | 85 | 51 | 16 | 10 | 18 | - | - | - | - | 4 | 11 | 1 | - | - | - | 5 | 332 |
| 1960 | 89 | 45 | 95 | 55 | 19 | 7 | 33 | 1 | - | - | - | 8 | 12 | 2 | - | - | - | 4 | 370 |
| 1961 | 69 | 24 | 88 | 54 | 16 | 7 | 27 | 5 | - | - | - | 9 | 14 | 1 | - | - | - | 4 | 318 |
| 1962 | 72 | 34 | 60 | 51 | 15 | 12 | 16 | 2 | - | - | - | 8 | 25 | 1 | - | - | - | 6 | 302 |
| 1963 | 126 | 51 | 68 | 40 | 13 | 15 | 36 | 8 | - | - | - | 7 | 22 | 1 | - | - | - | 3 | 390 |
| 1964 | 123 | 57 | 100 | 39 | 11 | 17 | 25 | 5 | - | - | - | 8 | 20 | 2 | - | - | - | 7 | 414 |
| 1965 | 103 | 55 | 84 | 42 | 12 | 15 | 32 | 3 | - | - | - | 13 | 22 | 5 | - | - | - | 6 | 392 |
| 1966 | 124 | 47 | 94 | 51 | 20 | 23 | 51 | 10 | - | - | - | 8 | 19 | 2 | - | - | - | 2 | 451 |
| 1967 | 131 | 48 | 99 | 43 | 18 | 19 | 53 | 6 | - | - | - | 4 | 25 | 6 | - | - | - | 4 | 456 |
| 1968 | 161 | 72 | 99 | 33 | 10 | 18 | 63 | 13 | - | - | - | 7 | 32 | 2 | 1 | - | - | 3 | 514 |

By Primary School and Class, 1999-2000 (Continued)

| | | | | | | | | | | | | | | | | | |
|------|-----|----|-----|----|----|----|----|---|---|---|---|----|----|---|---|---|-----|
| 1969 | 152 | 65 | 109 | 37 | 18 | 16 | 75 | 6 | - | - | - | 10 | 38 | 4 | - | 4 | 534 |
|------|-----|----|-----|----|----|----|----|---|---|---|---|----|----|---|---|---|-----|

*EX Alumni are individuals who attended Boston College without graduating.


**Prior to 1995, graduate degrees in Education and Nursing were granted by the Graduate School of Arts & Sciences.

Notes: Alumni who received more than one degree from Boston College are counted by their primary degree only. These figures include donors with soft dollar credit. Deceased alumni are included. Data as of July 2000.

Source: Information Services, University Relations







Location and Primary Use, Spring 2000 (Continued)

¹ GSF excludes all void areas such as "open to below" atrium type space.
² Property leased to the Jesuit Community of Boston College.
³ Property owned by the Jesuit Community of Boston College.
⁴ Total GSF excludes Manresa and Roberts.

Note: The above statistics exclude properties leased to Boston College. Statistics include only properties owned by Boston College as of May 31, 2000.
Source: Space Management



Fall 1998

| Alumni Stadium | 44,500 | - | - | - |
|----------------------------------|---------------|-------|-----|-------|
| Conte Forum | 8,500/7,600** | - | - | - |
| Kelly Rink | - | 1,100 | 700 | 2,000 |
| Power Gymnasium | 975 | 600 | 450 | 1,000 |
| The Shea Room | 250 | 160 | 140 | 300 |
| Flynn Student Recreation Complex | 2,809 | - | - | 4,000 |
| Cushing Hall 001 | 160 | - | - | - |
| Devlin Hall 008 | 297 | - | - | - |
| Fulton Hall 518 | 205 | - | - | - |
| Gasson Hall 305 (Fulton Debate) | 102 | - | - | - |
| McGuinn Hall 12 Fulton- | | | | |

Fulton Hall 3061-26855 New Academic W-34.115b, New1

D55 New Academic W-34.4ac, New1

D

Fall 2000

| | | |
|----------------------------------|-------------------------|--------------|
| Carney's (McElroy Dining Hall) | McElroy Commons | 775 |
| Eagle's Nest Snack Bar | McElroy Commons | 446 |
| Faculty Dining Room | McElroy Commons | 146 |
| Lower Campus Dining Facilities | 60 St. Thomas More Road | 945 |
| McElroy Cafe | McElroy Commons | 91 |
| Newton Campus Cafeteria | Stuart House | 290 |
| Newton Campus Snack Bar | Stuart House | 250 |
| Welch Dining Hall | Lyons Hall | 550 |
| Total Dining Hall Seating | | 3,493 |
| Boston Room | 60 St. Thomas More Road | 40 |
| Heights Room | 60 St. Thomas More Road | 250 |
| Newton Room | 60 St. Thomas More Road | 40 |

| | |
|-------------------|----|
| Walsh Hall | 13 |
| 14 Mayflower Road | 9 |
| 24 Quincy Road | 5 |
| 36 College Road | 8 |
| 50 College Road | 7 |





For the Five Years Ending May 31, 2000 (Dollars in Millions)

| | | | | | 1/// |
|---|----------------|----------------|----------------|----------------|----------------|
| Tuition and Fees | \$ 216.6 | \$ 228.3 | \$ 239.8 | \$ 252.2 | \$ 268.7 |
| Sponsored Research & Training Grants | 18.6 | 18.5 | 19.6 | 23.8 | 29.1 |
| Government Grants & Student Aid | 4.1 | 4.0 | 4.5 | 4.6 | 5.0 |
| Auxiliary Enterprises | 81.5 | 86.8 | 87.2 | 90.4 | 92.6 |
| Other Revenues | 5.8 | 6.4 | 7.6 | 7.1 | 9.1 |
| Total Operating Revenues | 326.6 | 344.0 | 358.7 | 378.1 | 404.5 |
| Nonoperating Assets Used for Operations | 18.9 | 12.3 | 14.6 | 17.3 | 25.2 |
| Total Operating Revenues and Other Support | \$345.5 | \$356.3 | \$373.3 | \$395.4 | \$429.7 |
| | | | | | |
| Instruction | \$ 114.0 | \$ 126.3 | \$ 131.9 | \$ 140.2 | \$ 152.0 |
| Libraries | 12.1 | 16.7 | 17.2 | 17.2 | 17.5 |
| Sponsored Research | 8.2 | 9.5 | 10.7 | 13.6 | 17.2 |
| Student Services | 14.8 | 16.4 | 17.3 | 19.4 | 20.5 |
| Student Aid | 50.4 | 52.5 | 57.4 | 62.8 | 67.7 |
| General Administration | 43.1 | 46.6 | 51.9 | 53.9 | 63.2 |
| Plant Maintenance | 20.3 | - | - | - | - |
| Auxiliary Enterprises | 76.3 | 83.5 | 85.4 | 88.2 | 91.5 |
| Other | 2.7 | 3.4 | 0.5 | - | 0.1 |
| Total Expenses | \$341.9 | \$354.9 | \$372.3 | \$395.3 | \$429.7 |
| Excess of Operating Revenues Over Expenses | \$ 3.6 | \$ 1.4 | \$ 1.0 | \$ 0.1 | \$ - |

* FY1996 figures do not include a one-time curtailment charge of \$8.3 resulting from a change in accounting for the University's Postretirement Health Care Plan.

** Beginning in FY1997, costs associated with the operation and maintenance of plant facilities are functionally allocated. These costs

For the Five Years Ending May 31, 2000 (Dollars in Millions)

1//

| | | | | | |
|----------------------------------|------------------|------------------|------------------|------------------|------------------|
| Investments | \$ 680.0 | \$ 766.3 | \$ 883.3 | \$ 985.4 | \$1,136.5 |
| Trustee Deposits | 5.0 | 5.1 | 5.1 | 62.1 | 29.3 |
| Receivables & Other Assets | 74.3 | 77.4 | 104.1 | 116.1 | 139.1 |
| Physical Plant | 587.8 | 603.4 | 627.6 | 677.8 | 746.7 |
| Depreciation | (155.5) | (169.7) | (177.6) | (185.1) | (203.5) |
| Total Assets (Net) | \$1,191.6 | \$1,282.5 | \$1,442.5 | \$1,656.3 | \$1,848.1 |
| Payables and Accrued Liabilities | \$ 66.3 | \$ 69.1 | \$ 73.6 | \$ 86.5 | \$ 90.6 |
| U.S. Government Loan Advances | 28.2 | 28.9 | 29.2 | 29.8 | 31.0 |
| Bonds, Notes & Mortgages Payable | 296.4 | 294.4 | 295.0 | 380.0 | 386.6 |
| Total Liabilities | 390.9 | 392.4 | 397.8 | 496.3 | 508.2 |
| Net assets | | | | | |
| Endowment | 600.3 | 676.9 | 813.5 | 910.9 | 1,070.2 |
| Net investment in plant | 142.3 | 145.7 | 161.5 | 173.8 | 188.5 |

For the Ten Years Ending May 31, 2001

| | 1 | | | | | | | | 1/// | 1// |
|--|---------------------|---------------------|----------|----------|----------|----------|--------|-------------------------|--------|--------|
| Arts & Sciences, Education,
Management, Nursing | \$13,690 | \$14,580 | \$15,570 | \$16,640 | \$17,890 | \$18,820 | 19,770 | 20,760 | 21,700 | 22,680 |
| Advancing Studies (per course) | 586 | 618 | 660 | 704 | 750 | 790 | 830 | 872 | 912 | 954 |
| Summer Session (per credit hour) | 240 | 254 | 270 | 288 | 308 | 324 | 342 | 360 | 378 | 396 |
| Arts & Sciences, Education,
Nursing (per credit hour) | 412 | 440 | 470 | 502 | 536 | 566 | 596 | 626 | 656 | 700 |
| Law School | 15,570 ¹ | 16,590 ² | 17,720 | 18,940 | 20,180 | 21,230 | 22,300 | 23,420 | 24,480 | 25,790 |
| Management (per credit hour) | 474 | 504 | 538 | 574 | 612 | 646 | 680 | 714 | 748 | 792 |
| Social Work | 12,280 | 13,080 | 13,970 | 14,930 | 15,910 | 16,740 | 17,580 | 18,460 | 19,300 | 20,170 |
| MSW part-time (per credit hour) | 332 | 354 | 378 | 404 | 432 | 456 | 480 | 504 | 526 | 550 |
| DSW part-time (per credit hour) | 382 | 406 | 434 | 464 | 496 | 524 | 552 | 580 | 606 | 634 |
| Advancing Studies (per credit hour) | - | - | - | - | - | - | 342 | 360 | 378 | 396 |
| Upper Campus | 3,360 | 3,550 | 3,680 | 3,830 | 4,030 | 4,200 | 4,340 | 4,480 | 4,620 | 4,810 |
| Modulars | 4,120 | 4,360 | 4,550 | 4,730 | 4,980 | 5,200 | 5,370 | 5,540 | 5,730 | 5,940 |
| Ignacio & Rubenstein 3-bedroom | 3,980 | 4,230 | 4,410 | 4,590 | 4,830 | 5,050 | 5,220 | 5,390 | 5,560 | 5,780 |
| Ignacio & Rubenstein 2-bedroom | 4,120 | 4,360 | 4,550 | 4,730 | 4,980 | 5,200 | 5,370 | 5,540 | 5,730 | 5,940 |
| Edmond's Hall | 4,120 | 4,360 | 4,550 | 4,730 | 4,980 | 5,200 | 5,370 | 5,540 | 5,730 | 5,940 |
| Newton | 3,360 | 3,550 | 3,680 | 3,830 | 4,030 | 4,200 | 4,340 | 4,480 | 4,620 | 4,810 |
| 66 Commonwealth Avenue | 3,360 | 3,550 | 3,680 | 3,830 | 4,030 | 4,200 | 4,340 | 4,480 | 4,620 | 4,810 |
| Walsh Hall | 3,620 | 3,820 | 3,970 | 4,130 | 4,340 | 4,530 | 4,680 | 4,830 | 4,980 | 5,190 |
| Gabelli & Vouté Apartments | 4,290 | 4,540 | 4,730 | 4,920 | 5,180 | 5,410 | 5,590 | 5,770 | 5,960 | 6,180 |
| Gabelli & Vouté Townhouses | 4,500 | 4,760 | 4,960 | 5,160 | 5,430 | 5,670 | 5,860 | 6,050 | 6,250 | 6,470 |
| 97i0 | | | | | | | 5,780 | Room Charge Per 28,444s | | |

Effect of Inflation and Real Growth

| Academic Year | December CPI | Real Growth | Effect of Inflation and Real Growth |
|---------------|--------------|-------------|-------------------------------------|
| 1989-90 | \$11,720 | 126.1 | \$9,294 |
| 1990-91 | \$12,700 | 133.8 | \$9,492 |
| 1991-92 | \$13,690 | 137.9 | \$9,927 |
| 1992-93 | \$14,580 | 141.9 | \$10,275 |
| 1993-94 | \$15,570 | 145.8 | \$10,679 |
| 1994-95 | \$16,640 | 149.7 | \$11,116 |
| 1995-96 | \$17,890 | 153.5 | \$11,655 |
| 1996-97 | \$18,820 | 158.6 | \$11,866 |
| 1997-98 | \$19,770 | 161.3 | \$12,257 |
| 1998-99 | \$20,760 | 163.9 | \$12,666 |
| 1999-00 | \$21,700 | 168.3 | \$12,894 |
| 2000-01 | \$22,680 | 174.0** | \$13,034 |

* December CPI for the stated academic year. (1982-84 = 100)

**Estimate

Sources: Bureau of Labor Statistics and the Budget Office





Bapst Library
Middle Campus
**The John J. Burns Library of
Rare Books and Special Collections**
Burns Library, Middle Campus
Geophysics Library
Weston Observatory, Weston, MA

Law Library
Newton Campus
Newton Resource Center (Undergraduate)
Chapel Basement, Newton Campus
O'Neill Library
Central Library, Middle Campus

School of Social Work Library
McGuinn Hall, Lower Level
Educational Resource Center
Campion Hall
Academic Development Center
O'Neill Library

Source: University Librarian

| | | | | | // |
|-----------------------------|--------------------|--------------------|--------------------|--------------------|--------------------|
| O'Neill* | \$ 3,963,972 | \$ 4,345,177 | \$ 4,542,640 | \$ 4,669,956 | \$5,004,918 |
| Educational Resource Center | 57,279 | 59,153 | 61,442 | 66,876 | 66,013 |
| Bapst | 60,834 | 67,842 | 70,483 | 73,238 | 75,617 |
| Social Work | 78,335 | 83,376 | 88,838 | 89,977 | 92,053 |
| John J. Burns | 57,607 | 460,638 | 44,632 | 94,315 | 135,507 |
| Law | 777,112 | 832,833 | 855,487 | 912,927 | 934,204 |
| Total | \$4,995,139 | \$5,849,019 | \$5,663,522 | \$5,907,289 | \$6,308,312 |

* Includes general expenditures recorded as "University Librarian."

Source: Office of the Controller

2000

| | | | | | |
|------------------------------------|------------------|---------------|------------------|----------------|----------------|
| Bapst | 42,783 | 253 | - | - | 58 |
| Burns | 106,414 | 32 | 382 | - | 98,413* |
| Educational Resource Center | 32,223 | 107 | 16,066 | - | 4,632 |
| Law | 223,067 | 6,608 | 1,059,571 | - | 154 |
| O'Neill and Newton Resource Center | 1,403,854 | 13,925 | 2,365,725 | 184,351 | 19,121 |
| Social Work | 41,136 | 329 | - | - | 296 |
| Weston Geophysics | 8,665 | 42 | 2,193 | - | - |
| Total | 1,858,142 | 21,296 | 3,443,937 | 184,351 | 122,674 |

*Media units for Burns Library include the University Archives Photograph Collection.

Source: University Librarian

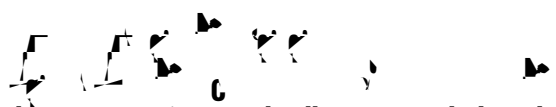
1999-2000

| | | | | |
|------------------------------------|----------------|---------------|---------------|---------------|
| Bapst | 14,055 | 2,437 | - | - |
| Burns Special Collections | - | 2,052 | - | 2,914 |
| Educational Resource Center | 45,655 | 3,543 | - | - |
| Law | 8,063 | 2,494 | 1,250 | 1,750 |
| O'Neill and Newton Resource Center | 288,905 | 45,716 | 34,071 | 54,220 |
| O'Neill Microforms | - | 11,869 | - | - |
| Social Work | 16,516 | 6,009 | - | 900 |
| Weston Geophysics | 531 | 10 | 55 | - |
| Total | 373,725 | 74,130 | 35,376 | 59,784 |

Source: University Librarian

The Libraries migrated to a new Web based state of the art integrated library system in June 2000. This new system is a flexible and open system with transparent interface to other systems and databases which allows for easy resource sharing capabilities. It provides expanded access to the Libraries' collections, databases, and services. The new system provides a variety of methods for searching the Boston College online catalog which includes books, periodicals, media materials, microforms, newspapers, and links to electronic materials at www.bc.edu/quest. QUEST can easily be searched from any Web browser regardless of platform or location, 24 hours a day, seven days a week. Users can interact with the system and receive immediate feedback on the status of requests; they can place a hold, recall, or request rush processing for a new book right from their desktop. Users can also initiate and track requests for document delivery and interlibrary loan transactions, and may renew materials that are currently charged to them. The Web interface and expanded cataloging capabilities allow unprecedented access to over 183 Web accessible databases, to full text journals, and to digital collections such as the Liturgy and Life Collection of the John J. Burns Library.

The Boston College Libraries offer access to hundreds of databases via the Web and in CD-ROM format. A growing number of these databases and journals provide full text access directly to the researcher's desktop. A complete listing of all online databases available through the Libraries can be found by selecting Online Databases on the Resources menu of the Libraries home page: www.bc.edu/libraries.html. The database list includes groupings by subject and an alphabetical listing



The University's special collections, including the University's Archives, are housed in the magnificently appointed Honorable John J. Burns Library, located in the Bapst Library Building, north entrance. These distinguished and varied collections speak eloquently of the University's commitment to the preservation and dissemination of human knowledge. The Burns Library is home to more than one hundred thousand volumes, some twelve million manuscripts, and important collections of architectural records, maps, art works, photographs, films, prints, artifacts, and ephemera. These materials are housed in the climate-controlled, secure environment of Burns either because of their rarity or because of their importance as part of a special collection. While treated with special care, these resources are available for use at Burns to all qualified students, faculty, and researchers. Indeed, their use is strongly encouraged, and visitors to Burns are always welcome, either simply to browse or to make use of the collections.

Though its collections cover virtually the entire spectrum of human knowledge, the Burns Library has achieved international recognition in several specific areas of research, most notably: Irish studies; British Catholic authors; Jesuitana; fine print; Catholic liturgy and life in America, 1925-1975; Boston history; Caribbeana; Balkan studies; and Congressional archives. It has also won acclaim for significant holdings on nursing, detective fiction, Thomas Merton, Japanese prints, Colonial and early Republic Protestantism, and banking.

Some of the significant collections at Burns include:

The Aylesford Press Collection

Banking Archives: Hibernia Savings Bank, Union Warren, The Provident Institution for Savings, the Yankee Bank for Finance and Savings, and the Savings Banks Association of Massachusetts

Samuel Beckett Collection

Hilaire Belloc Collection and Archives, 1870-1953

The Honorable Edward Boland Papers

Bookbuilders of Boston Archives, 1938-

B
S
T

The Academic Development Center (ADC) exists to support and enhance all aspects of academic excellence by helping undergraduates, graduate students, and faculty improve learning quality and teaching effectiveness. The ADC, which opened its doors in September 1991, is located on the second floor of O'Neill Library in the Eileen M. and John M. Connors, Jr. Learning Center.

The ADC is a comprehensive, inclusive resource serving all of the University's students and faculty. To address the needs of the great majority of Boston College students, the Center provides tutoring for more than 60 courses, including calculus, statistics, biology, chemistry, nursing, accounting, and classical and foreign languages. In addition, graduate students in English serve as writing tutors. (All ADC tutors are recommended and approved by their relevant academic departments; most are graduate students, juniors, or seniors.)

The Center offers programs designed to challenge the most academically talented, highest achieving students — as well as programs designed to support those who are least prepared and most academically challenged. One of the ADC's three professional staff members assists students with learning disabilities, helping to ensure their academic success at Boston College.

Tutoring, and all other academic support services, are free of charge to all Boston College students and instructors.

The Center also sponsors seminars, workshops, and discussions for faculty and graduate teaching fellows on strategies for successful teaching and learning. Through these and the Academic Development Center plays an increasing role in the life of Boston College.

Source: University Librarian

Archives are the official noncurrent papers and records of an institution that are deemed worthy of preservation for their legal, fiscal, or historical values. The University Archives, a department within the John J. Burns Library, contains the office records and documents of the various University offices, academic and legal, copies of all University publications, including student publications, movie footage of Boston College football, some audiovisual materials, and tape recordings of the University Lecture Series and legal significant events. A significant collection of photographs documents the pictorial history of Boston College. Alumni, faculty, and Jesuit records are also preserved. In addition, the Archives is the repository for the documents of Newton College of the Sacred Heart (1946–1975); the Jesuit Education Association (1934–1970); the Catholic International Education Office (1952–1976); and the documents of the Jesuit Community of Boston College (1863–).

Source: University Librarian

The Charles S. and Isabella V. McMullen Museum of Art aims to increase understanding of the visual arts, to encourage inquiry, and to enrich learning through the display of a notable permanent collection and special exhibitions of international importance. The Museum occupies two floors of Devlin Hall. Spacious galleries with movable walls provide flexible exhibition spaces that rival venues in larger museums.

Begun in the nineteenth century, the University's permanent collection contains masterpieces that span the history of art from Europe, Asia, and the Americas. Outstanding among them are Gothic and Baroque tapestries, Italian paintings of the sixteenth and seventeenth centuries, American landscape paintings of the nineteenth and early twentieth centuries, and Japanese prints. The collection is displayed on a rotating basis in the Museum's galleries on the ground floor. In keeping with the teaching mission of a university museum, accompanying text explains the significance of each work in its historical context and addresses questions from the current scholarship. The Museum maintains an active special exhibition program, bringing outstanding works from around the world to Chestnut Hill. The Museum also contains a Micro Gallery, an innovative computer system which visitors to the Museum may use to display information and images of works in the permanent collection, as well as photographs of related works. The Museum organizes public lectures, symposia, workshops, film series, and gallery tours in concert with current exhibitions.

Source: McMullen Museum of Art

The Student Learning and Support Center (SLSC) brings together students, customer service, and technology. The SLSC, located in O'Neill Library 250, is Boston College's main computer laboratory. The facility holds 75 Macintosh G3s and 80 IBM Pentium III computers, two color scanners, six networked email stations, two music stations, nine high speed laser printers, a

| | | 1// |
|--|--------------|--------------|
| Number of Localtalk Networks | 33 | 33 |
| Number of remote campuses supported for data | 4 | 5 |
| Total number of registered TCP/IP nodes | 11,772 | 11,844 |
| Number of nodes running at 100 megabytes per second | 52 | 93 |
| Number of "switched" 10/100 ethernet ports | 1,032 | 11,300 |
| Number of "shared" 10 megabyte ethernet ports | 13,153 | 6,900 |
| Number of "building to backbone" links at 10 megabits per second | 95 | 50 |
| Number of "building to backbone" links at 100 megabits per second | 2 | 51 |
| Number of "building to backbone" links at 1000 megabits per second | 1 | 1 |
| Total bandwidth of Internet link (in megabits per second) | 4.5 | 45 |
| Total bandwidth of campus backbone (in megabits per second) | 200 | 200 |
| Teleconferencing locations | 7 | 10 |
| Investment in infrastructure (cumulative) | | |
| Voice, data, video, active electronics & equipment | \$30,000,000 | \$30,925,000 |
| Cable plant, racks, patch panels, frames, etc. | \$10,000,000 | \$10,250,000 |
| Network Plant | | |
| Total number of network rooms supported | 380 | 390 |
| Total number of "information outlets" supported* | 80,000 | 81,000 |
| Interior fiber optic cable installed (in miles) | 6 | 7 |
| Exterior fiber optic cable installed (in miles) | 12 | 14 |
| Interior station cabling installed (in miles) | 250 | 280 |
| Exterior copper cabling installed (in miles) | 40 | 41 |
| Cable Television Plant | | |
| CATV headend rooms | 1 | 1 |
| CATV satellite distribution center | 1 | 1 |
| CATV drops - active | 7,500 | 7,723 |
| CATV drops - inactive | 3,500 | 3,550 |

*An "information outlet" is defined as any drop that can be used to provide voice, data, or video services.

Source: Information Technology

| | 1 | | | | | | | |
|-------------------------------|-------|-------|-------|-------|-------|-------|-------|-------|
| Number of sites supported* | 11 | 11 | 11 | 11 | 10 | 10 | 10 | 10 |
| Number of switch locations | 5 | 5 | 5 | 2 | 4 | 10 | 10 | 10 |
| Faculty/staff voice lines | 4,322 | 4,368 | 4,823 | 5,095 | 5,413 | 5,911 | 6,398 | 6,495 |
| Student voice lines | - | - | 6,756 | 6,864 | 7,015 | 7,020 | 7,193 | 7,267 |
| Remote call forwarded lines** | n.a. | n.a. | n.a. | n.a. | n.a. | 4,283 | 4,127 | 4,396 |
| Incoming lines | 96 | 96 | 96 | 264 | 216 | 336 | 336 | 380 |
| Outgoing lines | 96 | 96 | 96 | 384 | 358 | 500 | 500 | 500 |
| Modem pool lines (at 56kbs.) | 20 | 20 | 84 | 84 | 144 | 144 | 144 | 144 |
| Remote site tie lines | n.a. | n.a. | n.a. | n.a. | n.a. | n.a. | 54 | 72 |

* The ten current sites are: Main Campus, Newton Campus, St. Clement's Hall, Weston Observatory, New York offices, 1380 Soldiers Field Road, and the four Social Work satellite campuses (Springfield, MA; Paxton, MA; Plymouth, MA; and Portland, ME).

** These lines are associated with a voice mail box and do not have a physical telephone set.

Note: All statistics are reported as of the end of the fiscal year indicated.

Source: Information Technology

by Month

| | | | | | | // | 1/// / |
|--------------|---------------|------------------|------------------|-------------------|-------------------|-----------|---------------------|
| June | - | 27,935 | 190,137 | 279,542 | 1,002,994 | * | 2,392,541 |
| July | 352 | 45,192 | 238,233 | 404,894 | 946,299 | * | 2,527,185 |
| August | 689 | 63,210 | 237,030 | 526,562 | 1,118,492 | * | 3,065,535 |
| September | 1,534 | 121,976 | 451,695 | 938,357 | 1,207,177 | * | 5,285,181 |
| October | 2,334 | 146,576 | 508,895 | 1,013,426 | 1,607,353 | * | 5,114,635 |
| November | 3,343 | 135,112 | 506,962 | 935,703 | 1,692,974 | * | 4,363,571 |
| December | 3,615 | 106,097 | 367,231 | 757,960 | 1,430,245 | * | 3,853,523 |
| January | 5,265 | 141,290 | * | 817,031 | 1,601,388 | 2,967,437 | 4,101,982 |
| February | 9,224 | 186,043 | 768,969 | 1,061,693 | 2,014,961 | 3,605,414 | 4,136,356 |
| March | 17,097 | 190,674 | 924,787 | 1,245,231 | 2,100,228 | 3,611,981 | 4,830,946 |
| April | 24,598 | 203,636 | 736,529 | 1,512,718 | 2,201,534 | 3,421,388 | 4,840,545 |
| May | 28,843 | 183,106 | 431,943 | 1,069,806 | 1,758,244 | * | ** |
| Total | 96,894 | 1,550,847 | 5,362,411 | 10,562,923 | 18,681,889 | * | 44,512,000** |

Note: A page view is the transfer of one html page to one requesting computer. Many pages require the transfer of several additional graphics files. These additional files are not counted in these totals.

* Data is incomplete or unavailable for this period.

** Eleven month total, May figures not available due to server log problems.

Source: Information Technology

RESEARCH & SPONSORED PROJECTS

PHOTO

Office of Research Administration

Highlights of Sponsored Activities during 1999-2000

A total of 292 proposals were submitted in FY2000. The amount of funding requested for the total project period for these proposals was \$71,116,535.

In FY2000, a record was set for the number of award obligations received. There were 283 sponsored project award obligations made in FY2000 for a total of \$31,464,752. The total amount of award obligations received in FY2000 were approximately 5% higher than those received in FY1999. This is an indication of the continued success of Boston College faculty.

Overall, there remains a general upward trend in sponsored project activities at Boston College. There are a greater number of faculty working with the Office of Research Administration to secure external funding from both Federal and non-Federal sponsors.

Source: Office of Research Administration

Summary of Sponsored Project Awards, 1999-2000

| | Number of Awards | Award Total | | Number of Awards | Award Total |
|--|------------------|--------------|--|------------------|----------------------|
| Assoc. Vice President for Research | 2 | \$ 1,716,923 | Theology | 3 | 125,000 |
| Biology | 16 | 1,452,501 | School of Education | 38 | 3,691,250 |
| Chemistry | 52 | 4,746,072 | Campus School | 9 | 2,174,038 |
| Economics | 3 | 146,858 | CSTEPP | 12 | 702,397 |
| Fine Arts | 3 | 40,000 | TIMSS | 24 | 5,167,119 |
| Geology and Geophysics* | 9 | 469,430 | Law School | 5 | 303,473 |
| Grad. School of Arts & Sciences | 1 | 25,375 | School of Management | 9 | 693,965 |
| History | 1 | 150,000 | School of Nursing | 10 | 305,783 |
| Institute of Religious Education and Pastoral Ministry | 1 | 7,000 | Graduate School of Social Work | 16 | 793,255 |
| Institute for Scientific Research | 15 | 4,488,896 | Center for Child, Family, & Community Partnerships | 1 | 410,449 |
| Mathematics | 4 | 356,090 | Center for Religion & American Public Life | 2 | 296,866 |
| Physics | 25 | 1,807,058 | Center for Work and Family | 4 | 398,333 |
| Political Science | 4 | 143,953 | Irish Institute | 2 | 219,833 |
| Psychology | 5 | 121,355 | Learning to Learn | 2 | 197,778 |
| Sociology | 3 | 43,702 | Total | 283 | \$ 31,464,752 |
| Social Welfare Research Institute | 2 | 270,000 | | | |

*Includes Weston Observatory

Source: Office of Research Administration

Sponsored Projects*

Source and Application of Funding (Thousands of Dollars)

| | 1996 | 1997 | 1998 | 1999 | 2000 |
|----------------------------|-----------------|-----------------|-----------------|-----------------|-----------------|
| Source | | | | | |
| Government: | | | | | |
| Federal | \$ 19,614 | \$ 18,957 | \$ 20,182 | \$ 22,760 | \$ 25,449 |
| State | 862 | 1,001 | 1,415 | 1,326 | 1,908 |
| Local | 1,902 | 2,009 | 1,913 | 2,005 | 3,118 |
| Corporations & Foundations | 1,938 | 2,356 | 2,603 | 4,592 | 5,895 |
| Total | \$24,316 | \$24,323 | \$26,113 | \$30,683 | \$36,370 |
| Application | | | | | |
| Sponsored Research | \$ 12,542 | \$ 12,902 | \$ 14,608 | \$ 18,700 | \$ 22,860 |
| Other Sponsored Programs | 6,102 | 5,558 | 4,961 | 5,112 | 6,240 |
| Student Aid | 5,672 | 5,863 | 6,544 | 6,871 | 7,270 |
| Total | \$24,316 | \$24,323 | \$26,113 | \$30,683 | \$36,370 |

* The amounts represent actual accounted expenditures (including Pell Grants) for the referenced fiscal year.

Source: Office of the Controller

Sponsored Projects by Department

Total Accounted Expense (Thousands of Dollars)

| | 1990-91 | 1991-92 | 1992-93 | 1993-94 | 1994-95 | 1995-96 | 1996-97 | 1997-98 | 1998-99 | 1999-00 |
|-----------------------------------|---------------|---------------|---------------|---------------|---------------|---------------|---------------|---------------|---------------|---------------|
| College of Arts & Sciences | 12 | 82 | 97 | 60 | 56 | 194 | 192 | 142 | 52 | 15 |
| International Programs | - | - | - | - | - | - | - | - | - | 65 |
| Biology | 615 | 680 | 551 | 751 | 937 | 1,085 | 1,330 | 1,295 | 1,170 | 1,477 |
| Chemistry | 2,264 | 2,052 | 2,185 | 2,612 | 3,193 | 3,353 | 3,270 | 3,350 | 4,642 | 4,429 |
| Geology & Geophysics ¹ | 427 | 504 | 536 | 516 | 390 | 603 | 497 | 538 | 468 | 384 |
| Mathematics Dept. | 18 | 15 | 22 | 16 | 39 | 10 | 62 | 62 | 109 | 150 |
| Mathematics Institute | 22 | 42 | 224 | 658 | 640 | 700 | 629 | 342 | 43 | 137 |
| Physics | 709 | 407 | 210 | 147 | 165 | 180 | 184 | 337 | 636 | 1,612 |
| Fine Arts | - | - | - | 10 | 2 | - | 8 | 24 | 94 | 32 |
| McMullen Art Museum | 20 | - | - | - | 58 | 46 | - | - | 48 | 38 |
| Theology | 122 | 105 | 241 | 362 | 223 | 240 | 309 | 370 | 243 | 222 |
| Economics | 123 | 23 | 108 | 168 | 97 | 269 | 341 | 336 | 233 | 109 |
| History | 56 | 3 | 69 | 43 | 19 | 1 | - | 92 | 89 | 70 |
| Political Science | 72 | 35 | 55 | 37 | 61 | 47 | 1 | 151 | 116 | 214 |
| Psychology | 75 | 191 | 157 | 146 | 250 | 201 | 216 | 356 | 283 | 350 |
| Sociology | - | 3 | 4 | 28 | 51 | 49 | 95 | 192 | 246 | 214 |
| School of Education | 2,225 | 2,202 | 2,102 | 1,941 | 2,348 | 2,675 | 2,969 | 2,676 | 3,297 | 3,902 |
| TIMSS International | | | | | | | | | | |
| Study Center | - | - | - | - | - | - | - | - | - | 5,186 |
| Law School | 146 | 100 | 96 | 176 | 369 | 282 | 276 | 201 | 131 | 342 |
| Carroll School of | | | | | | | | | | |
| Manangement | 482 | 512 | 512 | 535 | 521 | 511 | 481 | 481 | 688 | 1,617 |
| Irish Institute | - | - | - | - | - | - | - | 475 | 920 | 741 |
| School of Nursing | 188 | 206 | 256 | 372 | 375 | 441 | 444 | 521 | 554 | 518 |
| Graduate School of | | | | | | | | | | |
| Social Work | 218 | 285 | 450 | 473 | 365 | 229 | 305 | 402 | 310 | 561 |
| Corporate Community | | | | | | | | | | |
| Relations | 117 | 45 | 26 | 90 | 26 | 2 | 33 | 45 | 199 | 212 |
| Center for Work and Family | - | - | - | - | - | - | 36 | 269 | 301 | 308 |
| Social Welfare Research | | | | | | | | | | |
| Institute | 73 | 111 | 169 | 115 | 123 | 141 | 178 | 173 | 155 | 171 |
| O'Neill Library | 5 | 3 | 12 | 25 | 732 | 1,029 | 268 | 28 | 3 | - |
| Center for Testing | 1,071 | 1,089 | 1,192 | 1,237 | 2,655 | 2,819 | 2,613 | 3,274 | 4,715 | 1,112 |
| Romance Languages | - | - | - | 2 | 2 | - | - | - | 1 | - |
| Slavic/Eastern Languages | - | - | - | - | - | 30 | 12 | 2 | 15 | - |
| IRE/Pastoral Ministry | - | - | - | - | - | - | - | 13 | 14 | 1 |
| Student Aid | 4,938 | 5,149 | 5,446 | 5,324 | 5,513 | 5,672 | 5,863 | 6,544 | 6,871 | 7,270 |
| Center for Ignatian | | | | | | | | | | |
| Spirituality | - | - | - | - | - | - | - | - | - | 33 |
| Institute for Scientific | | | | | | | | | | |
| Research | 3,929 | 4,500 | 4,247 | 3,723 | 2,981 | 3,206 | 3,421 | 3,182 | 3,417 | 3,999 |
| Center for Child, Family, and | | | | | | | | | | |
| Community Partnerships | - | - | - | - | - | - | - | - | 397 | 618 |
| Student Affairs V.P. | 118 | 140 | 143 | 151 | 150 | 141 | 142 | 152 | 161 | 177 |
| Athletics | 54 | 54 | 62 | 71 | 78 | 66 | 65 | 65 | 62 | 71 |
| Other ² | 15 | 112 | 115 | 40 | 44 | 94 | 83 | 23 | - | 13 |
| Total | 18,114 | 18,650 | 19,287 | 19,829 | 22,463 | 24,316 | 24,323 | 26,113 | 30,683 | 36,370 |

¹Includes Weston Observatory

²Other includes Classical Studies, English, Philosophy, Music, University Librarian, Black Studies, Human Resources, Jesuit Institute, AVP-Dean of Faculties.

Source: Office of the Controller

Number of Sponsored Project Awards Received By Department

| | 1990-91 | 1991-92 | 1992-93 | 1993-94 | 1994-95 | 1995-96 | 1996-97 | 1997-98 | 1998-99 | 1999-00 |
|---------------------------------|------------|------------|------------|------------|------------|------------|------------|------------|------------|------------|
| Assoc. VP-Research | - | - | - | - | - | - | - | - | - | 2 |
| Biology | 7 | 8 | 9 | 10 | 12 | 15 | 16 | 12 | 17 | 16 |
| Chemistry | 28 | 23 | 30 | 33 | 34 | 35 | 38 | 46 | 40 | 52 |
| Computer Science | - | - | - | - | - | - | - | - | 2 | - |
| Economics | 3 | 2 | 3 | 2 | 8 | 6 | 5 | 2 | 4 | 3 |
| English | 1 | 1 | - | - | - | - | - | - | - | - |
| Fine Arts | 1 | - | - | 2 | 3 | 2 | 1 | 1 | 4 | 3 |
| Geology/Geophysics ¹ | 6 | 5 | 8 | 7 | 5 | 5 | 4 | 8 | 10 | 9 |
| Grad. School of A&S | - | - | - | 1 | 2 | 3 | 1 | 1 | 1 | 1 |
| History | - | 1 | - | 2 | 1 | - | - | 3 | - | 1 |
| IREPM ² | - | - | - | - | - | - | - | 1 | - | 1 |
| Inst. for Scientific Research | 16 | 18 | 14 | 14 | 15 | 16 | 13 | 17 | 15 | 15 |
| Mathematics ³ | 2 | 4 | 2 | 2 | 2 | 1 | 2 | 3 | 5 | 4 |
| Music | - | - | - | - | - | - | 1 | - | - | - |
| Philosophy | - | - | - | 1 | - | 2 | 1 | - | 1 | - |
| Physics | 7 | 6 | 7 | 4 | 4 | 3 | 10 | 11 | 18 | 25 |
| Political Science | 4 | 2 | 2 | 1 | 3 | 2 | 3 | 6 | 10 | 4 |
| Psychology | 5 | 3 | 4 | 6 | 7 | 8 | 5 | 5 | 8 | 5 |
| Romance Languages | - | - | - | 1 | - | - | - | - | 1 | - |
| Slavic/Eastern Languages | - | - | - | - | - | 1 | 1 | 2 | 1 | - |
| Sociology | - | 2 | - | 2 | - | 1 | 5 | 6 | 4 | 3 |
| SWRI ⁴ | - | 4 | 2 | 1 | 2 | 2 | 2 | 2 | 1 | 2 |
| Theology | 1 | 2 | 2 | 6 | 2 | 2 | 4 | 4 | 4 | 3 |
| School of Education | 10 | 11 | 12 | 11 | 17 | 18 | 27 | 26 | 29.5 | 38 |
| Campus School | 5 | 5 | 4 | 5 | 5 | 4 | 5 | 6 | 5 | 9 |
| CSTEETP ⁵ | 8 | 14 | 9 | 7 | 4 | 9 | 11 | 1 | 28 | 12 |
| TIMSS ⁶ | - | - | - | - | - | - | - | - | - | 24 |
| Law School | 2 | - | - | 2 | 3 | 4 | 2 | 3 | 3 | 5 |
| School of Management | 4 | 6 | 3 | 5 | 4 | 2 | 5 | 4 | 6 | 9 |
| School of Nursing | 12 | 9 | 10 | 10 | 9 | 12 | 11 | 12 | 12 | 10 |
| Grad. Schl. of Social Work | 7 | 7 | 6 | 7 | 9 | 6 | 11 | 8 | 7.5 | 16 |
| CCFCP ⁷ | - | - | - | - | - | - | 1 | 1 | 7 | 1 |
| BCRAPL ⁸ | - | - | - | - | - | - | - | - | - | 2 |
| CCCR ⁹ | - | - | - | 3 | - | - | - | - | 3 | - |
| Center for Work & Family | - | - | - | - | - | - | 2 | 13 | 6 | 4 |
| Irish Institute | - | - | - | - | - | - | - | 2 | 2 | 2 |
| Learning to Learn | - | - | - | - | - | - | 1 | - | 1 | 2 |
| Other | 4 | 5 | 104 | 4 | 5 | 6 | 2 | 3 | 2 | - |
| Total | 133 | 138 | 137 | 149 | 156 | 165 | 190 | 224 | 258 | 283 |

¹ Includes Weston Observatory² The Institute of Religious Education and Pastoral Ministry (IREPM)³ Includes the Mathematics Institute⁴ The Social Welfare Research Institute (SWRI)⁵ The Center for the Study of Testing, Evaluation, and Educational Policy (CSTEETP)⁶

Selected Sponsored Project Awards 1999-2000

| Title | Source of Funding | Amount |
|--|--|--------------------------|
| Biology Department
Regulation and Function of AP1 in Mature B Cells | National Institutes of Health | \$155,990 |
| Chemistry Department
The Chemistry and Biology of Unusual Adaptive
Natronoccus Occultus
High Temperature Chemistry of Aromatic Hydrocarbons | National Science Foundation
U.S. Department of Energy | \$372,072
\$120,000 |
| Geology and Geophysics Department
Sediment Transport and Trapping in Estuaries in Southeastern U.S. | National Science Foundation | \$97,648 |
| History
Stalinism in the Soviet Countryside: Volumes 3-5 | National Endowment for the Humanities | \$150,000 |
| Institute for Scientific Research
Advanced Analysis, Modeling and Data Visualization Applications
for Environmental Sensor Data | U.S. Air Force | \$877,137 |
| Law School
Juvenile Rights Advocacy Project | Annie E. Casey Foundation | \$100,000 |
| Mathematics
Improving Mathematics Graduate Student Teaching via Case Studies | U.S. Department of Education | \$84,577 |
| Physics Department
Studies of Pairing Symmetry and Normal-State Properties of
Single-Layer Tl ₂ Ba ₂ CuO ₆ + Superconductors | National Science Foundation | \$225,000 |
| Psychology Department
Individual Differences in Emotion Discrimination | National Science Foundation | \$ 87,541 |
| School of Education
Culturally Meaningful Adventure Stories: A Medium for Teaching
Early Geometry and Spatial Skills
Evaluation of Religion and Higher Education Initiatives | National Science Foundation
Lilly Endowment | \$ 305,621
\$ 332,592 |
| School of Management
Value Chain Based Learning: Integrating Cross-functional
Thinking and Behavior | General Electric Corporation | \$185,100 |
| School of Nursing
Partnerships in Quality Education | Harvard Health Care/
Robert Wood Johnson Foundation | \$30,000 |
| School of Social Work
National Resource Center on Home and Community Based Services | The MEDSTAT Group/Health
Care Finance Administration | \$309,832 |
| Center for Work and Family
Development of an Electronically Based Work and Family Resource Network | Alfred P. Sloan Foundation | \$ 75,000 |
| Center for Religion and American Public Life
Moral and Normative Aspects of School Choice | Smith Richardson Foundation | \$122,679 |

Source: Office of Research Administration

University Research Institutes and Centers

Center for Child, Family, and Community Partnerships

The Center for Child, Family and Community Partnerships is an "outreach scholarship" program that fosters collaboration among Boston College faculty and students, and community leaders in health care, social service, economic development, and education. The goal of the participants is to create stronger, healthier, and more economically sound communities. The Center offers technical assistance, program evaluation, needs assessment, training, and consultation to community organizations. Web Site: <http://www.csteep.bc.edu/ccfcp/>

Center for Corporate Community Relations

The Center for Corporate Community Relations is an international corporate membership organization. The Center partners with businesses worldwide to strengthen their community relationships and investments to achieve healthy, sustainable communities in which to live, work and do business. The Center does this through research, policy, and education that build knowledge of the interdependence of community vitality and business success. The Center's research and development are dedicated to advancing the understanding and creating new technologies for the practice of corporate citizenship, including best practices that define and measure excellence, national surveys and custom research upon request.

Web site: <http://www.bc.edu/cccr>

Center for East Europe, Russia, and Asia

The Center's programs encourage faculty and students to participate in interdepartmental endeavors on both the graduate and undergraduate levels. Participating faculty come from the Departments of Fine Arts, History, Philosophy, Political Science, Slavic and Eastern Languages, and Theology and offer over eighty academic courses connected with the study of the culture, history, and political life of East Europe, Russia, the Balkans, and Central Asia.

Center for Ignatian Spirituality


The Center for Ignatian Spirituality is a university operation that offers faculty and staff a resource to carry on the needed dialogue between the values that constitute Boston College and the pluralism that characterizes our contemporary culture. The Center initiates its own programs, inviting faculty and staff to pursue a particular topic; gives support to the Ignatian Society, a student group committed to integrating Ignatian spirituality into the lives of its members and offering other students opportunities to do the same; sponsors retreats and reflection opportunities for faculty and staff; and has a wide range of national and international commitments to other institutions in their efforts to integrate Ignatian spirituality into their educational endeavors.

Web Site: <http://www.bc.edu/igspirit>

Center for International Higher Education

Established in 1995 and housed in the Lynch School of Education, the Center for International Higher Education (CIHE) is a research and service agency providing information, publications and a sense of





Head Coach: Pete Hughes

The team advanced to the BIG EAST Championship tournament for just the second time in school history, and the first time since 1991. Hughes captured BIG EAST Coach of the Year honors after guiding his squad to a school-record 35 wins. Senior pitcher Steve Langone set the pace for the nation's hurlers, leading the NCAA with a 1.54 earned-run average. Langone also performed well at the plate, hitting at a .338 clip with seven home runs. Senior second baseman Mike Gambino paced the Eagle offense with a .366 batting average. As a team, the Eagles swept Villanova on April 1 and 2 to earn their first weekend sweep in the BIG EAST in five years. BC also took a double-header from St. John's for the first time in school history.

Head Coach, Men's: Al Skinner

Head Coach, Women's: Cathy Inglese

Men's: Finished with an 11-19 record; freshman Troy Bell earned BIG EAST Rookie of the Year honors, New England Rookie of the Year honors and Freshman All-America honors; Bell set BC freshman scoring record with 508 points (18.8 ppg) and finished second in the nation in free-throw shooting percentage (.894); senior Michael Cotton averaged 6.3 points per game in 30 games.

WAS: 55 The App State (Average Classification) 300 Clo. Stats: 299 Total Yards: 4.0, and 1000 2 ft. 0.04 ft. 0.008 ft. 0.015 ft. 0.025 ft. 0.040 ft. 0.060 ft. 0.080 ft. 0.100 ft. 0.120 ft. 0.150 ft. 0.200 ft. 0.250 ft. 0.300 ft. 0.400 ft. 0.500 ft. 0.750 ft. 1.000 ft. 1.500 ft. 2.000 ft. 3.000 ft. 4.000 ft. 5.000 ft. 7.500 ft. 10.000 ft. 15.000 ft. 20.000 ft. 30.000 ft. 40.000 ft. 50.000 ft. 75.000 ft. 100.000 ft. 150.000 ft. 200.000 ft. 300.000 ft. 400.000 ft. 500.000 ft. 750.000 ft. 1000.000 ft.

Women's: First-year Coach Tom Babson led BC to a 6-22-2 finish. Led by co-captain Jen Buckley and senior goaltender Christy Nentwig, who ended the season with an .867 save percentage. Buckley was named to the ECAC All-Star Honorable Mention team, leading all Eagle scorers with 14 goals and 10 assists. She is currently third in career points with 108 and the second-leading point-getter in career ECAC action with 69. Heather Lombardo and Kristin Campbell received ECAC All-Academic Team honors.

Head Coach, Men's and Women's: Randy Thomas

Men's: Led by the middle and long distance corps, the team placed no lower than fourth in the regular season. Seniors Marshal Armitage and Derek Holland, juniors Dan Fitzgerald, Justin Burdon and Jeff Normant qualified for the IC4A competition, along with senior Ruben Marin in the high jump and junior Jonathan Ordway in the sprints. Burdon ran fifth in the BIG EAST Championships in the mile and then moved to third in the 3000M at the IC4As.

Women's: Three athletes qualified provisionally for the NCAA Championships in four events, highlighted by Shannon Smith in both the 3000M and 5000M. Smith placed first in five races over the season, including end-of-the-year wins at the New England Championships (mile) and ECACs (3000M). Freshman Nikki Pogue made an immediate impact in the sprints, winning her first five 55M/60M races and earning top honors in six races overall.

Head Coach, Men's: David Curnick

Head Coach, Women's: MaryAnn Foley Schiller

Men's: The team was led by its senior captains — defenseman Marc Albano, goalkeeper Tom Gallagher, midfielder Mike Sullivan and attack Jason Wren; first-year head coach Dave Curnick commended the players' work ethic and leadership skills; senior Dan Hayden and junior Andy Koch led the team's offensive attack; Tom Gallagher was the Eagles' 6 40amprn led B.

Women's: The team registered a 6-10 record. Sophomore Lauren Miller finished the season as the nation's leader in assists per game and was tied for sixth in points per game. Miller and junior Emily Ryan were named to the regional All-America second team, while seniors Susan Pitt and Jaime Baldante were named to the ICWLA Division I Academic Squad. The team opened the season with a 19-10 win over Denver and played many 6 40opponents closely.

Head Coach, Men's and Women's: Randy Thomas

Men's: The team opened the outdoor season with the annual Snowflake Classic. Dan Fitzgerald (800M), Justin Burdon (1500M), Jeff Normant (400M hurdles) and Brad Chun (pole vault) won their respective events. At the Duke Invitational, the distance medley relay team of Marshal Armitage and Pete Vaglio, and juniors Fitzgerald and Burdon earned a fifth-place showing. Colin Wolfe qualified for the IC4A Championships.

Women's: Shannon Smith earned All-America honors for her sixth-place finish at the NCAA Championships in the 3000M with a 9:17.89, after earning an automatic qualifying mark at the Mt. Sac Relays. Her time moved her to second in the 3000M in the school record books. At the Duke Invitational, Smith placed second in the 3000M with a then career-best time. The distance medley team of Katie Ryan, and Rachel D'Amora, Jenifer Vendetti and Cate Guiney placed fourth. Christina Reagan also earned a 10th-place showing in the 400M hurdles. Guiney won the 5000M at the New England Championships, while Vendetti took the t 40spot in the 400M.

Head Coach: Joe Aleardi

The sailing team's season was highlighted by great performances by the coed offshore team. In the fall, they placed second at the McMillian Regatta and qualified for the Slo 40Nationals, where they placed sixth. The offshore team placed third at the Kennedy Cup in the spring and qualified for the national championships. The women's team recently placed sixth in a qualifying Regatta. Overall, the women's team placed 12th in the nation, and the coed team placed 14th. The coed team placed in the t 4015 for their entire season.

Head Coach, Men's and Women's: Brad Vermeulen

Men's: The men's squad placed seventh in the field of 17 teams at the regional championships. Led by MVP and All-Conference selection John Valentine, the team placed fourth overall in the Eastern Collegiate Skiing Conference.

Women's: The women's team placed first in the Eastern Collegiate Skiing Conference. In tournament play, the team placed first in the U.S. Collegiate Eastern Regionals and third in the U.S. Collegiate Skiing Championships. The team was led by senior All-Americans Becky Babin and Becky Cogswell and by sophomore All-American and MVP Christina Gush. Freshman Ami Sasaki and senior Natasha Zaitzeff were awarded All-Conference honors for their performances.

Head Coach, Men's: Ed Kelly

Head Coach, Women's: Alison Foley

Men's: Finished with a 6-9-2 record. Earned BIG EAST wins over Villanova and Pittsburgh and had an undefeated non-conference schedule, going 4-0-2. Junior goalkeeper Chris Hamblin recorded 4.5 shutouts, while John O'Halloran registered 0.5 shutouts; freshman forward Casey Schmidt earned BIG EAST All-Rookie Team honors, finishing with a team-high 24 points – 11 goals and two assists.

Women's: Team advanced to the third round of the NCAA tournament for the first time in the program's history, finishing with a record of 16-7-1. Junior defender Sarah Powell was named Honorable Mention All-America by both *Soccer Buzz* and *College Soccer Online*. She also received regional first team accolades as well as an All-BIG EAST First Team selection. All BIG EAST Second Team recipient, Mary Guarino led the team in scoring with 18 goals and nine assists; Morgan Page - second in team scoring with 13 goals and seven assists - Rachel Parri and goalkeeper Courtney Schaeffer also received regional honors.

Head Coach: Jennifer Finley

The team was led by a trio of outstanding freshmen: pitcher Kim Ryan and infielders Jen Asbury and Cara Blumfield. Ryan quickly became one of the top pitchers in the BIG EAST, while Asbury and Blumfield, along with senior Chris Vicari, led the Eagles at the plate. Senior tri-captain Lauren Fischetti also made major contributions both at bat and on the mound. The Eagles will hosted the BIG EAST Tournament on May 5-7. Ryan was named BIG EAST co-Rookie of the Year and was named to the All-Rookie team. She also joined Vicari on the first team All-BIG EAST, while Fischetti was named to the second team All-BIG EAST.

Head Coach, Men's and Women's: Tom Groden

Men's: Team finished with a 6-3 record. Finished second at the Can-Am Challenge and 11th at the ECAC Championships, led by Most Valuable Performers Greg Dwyer and Ken Barton. Those two were recognized for a combined nine times for their dual meet accomplish-

ments. Diver Mike Wilt earned 10 dual meet victories in diving during the season and finished 13th at the conference championships.

Women's: Won six straight dual meets to finish 7-3, won the ECAC Championships and was second in the Can-Am Challenge in addition to 8th place in the BIG EAST championships. Led by freshman Nina Suryoutomo, who set school records in the 50- and 100-yard freestyle as well as 100-yard backstroke events. Sophomore Lauren Schwartz placed a team-high fourth in the conference championships' 200 butterfly (2:05.83). Nicole Duffy earned the team's Outstanding Performance award for a 5:06.64 effort in the 500-yard freestyle.

Source: Media Relations Office

| | | | | | |
|-------------------|---------|---------|---------|---------|---------|
| Football | 4-8 | 5-7 | 4-7 | 4-7 | 84 |
| Basketball | 19-11 | 22-9 | 15-16 | 6-21 | 11-19 |
| Ice Hockey | 16-17-3 | 15-19-4 | 28-9-5 | 27-11-4 | 29-12-1 |
| Soccer | 11-5-2 | 3-10-4 | 5-9-2 | 5-10-2 | 6-9-2 |
| Lacrosse | 8-8 | 3-11 | 7-9 | 5-9 | 2-9 |
| Baseball | 15-27 | 20-23 | 17-23-1 | 26-22-1 | 35-20 |
| Swimming & Diving | 2-9 | 9-7 | 8-5-0 | 7-6 | 6-3 |
| Tennis | 11-16 | 5-16 | 5-16 | 15-14 | 12-12 |
| Basketball | 10-17 | 18-10 | 17-11 | 22-8 | 26-9 |
| Field Hockey | 12-7 | 11-8 | 15-7 | 9-11 | 9-11 |
| Ice Hockey | 15-10-1 | 9-20-1 | 10-22-1 | 8-22-2 | 6-22-2 |
| Swimming & Diving | 11-3 | 17-2 | 11-1-1 | 12-3 | 7-3 |
| Tennis | 15-12 | 8-8 | 7-8 | 17-11 | 9-12 |
| Lacrosse | 8-7 | 5-11 | 5-10 | 4-11 | 6-10 |
| Soccer | 9-7-2 | 9-8 | 9-6-2 | 12-6-3 | 16-7-1 |
| Softball | 28-21 | 36-13 | 38-14 | 27-20 | 20-25 |
| Volleyball | 12-24 | 13-19 | 7-2-4 | 12-19 | 13-19 |

Source: Media Relations Office

2001
September 1
September 8

West Virginia
at Stanford

| 2000-2001 | |
|-------------|--------------------------|
| October 6 | Acadia(exhibition) |
| October 13 | # Notre Dame |
| October 14 | # Nebraska-Omaha/Niagara |
| October 20 | at Denver |
| October 21 | at Denver |
| October 27 | Wisconsin |
| October 29 | UMass-Amherst |
| November 3 | Northeastern |
| November 4 | at UMass-Lowell |
| November 7 | Yale |
| November 10 | at Notre Dame |
| November 16 | at Merrimack |
| November 18 | New Hampshire |
| November 21 | Merrimack |

| 2000-2001 | |
|-------------|--------------------------------------|
| October 12 | Bemidji State |
| October 15 | Connecticut Polar Bears (exhibition) |
| October 31 | Dartmouth |
| November 4 | at Maine |
| November 5 | at New Hampshire |
| November 11 | at Yale |
| November 12 | at Princeton |
| November 18 | Brown |
| November 19 | Harvard |
| November 25 | # St. Lawrence |
| November 26 | Cornell |
| November 29 | at Providence |
| December 2 | at Niagara |
| December 3 | at Niagara |
| December 9 | at Wisconsin |
| December 10 | at Wisconsin |
| December 29 | Vermont |
| January 7 | % U.S. National Team (exhibition) |
| January 8 | % U.S. National Team (exhibition) |
| January 13 | # New Hampshire |
| January 14 | Maine |
| January 16 | Middlebury |
| January 19 | at Dartmouth |
| January 20 | ^ Mercyhurst |
| January 27 | at Cornell |
| January 28 | at St. Lawrence |
| January 31 | at Northeastern |
| February 3 | # Princeton |
| February 4 | Yale |
| February 6 | \$ Harvard |
| February 13 | \$ Boston University/Northeastern |
| February 17 | at Brown |
| February 20 | Bowdoin |
| March 3 | Northeastern |
| March 4 | Providence |
| March 9-11 | ECAC Tournament |

- Home game that will be played off campus at a site to be announced

^ - at Brown University (Providence, RI)

\$ - Beanpot Tournament (Conte Forum)

% - Olympic Arena (Lake Placid, NY)

Source: Media Relations Office

2000-2001

| | |
|-------------|---------------------------------------|
| November 5 | BABC (exhibition) |
| November 13 | SportSource/CA All-Stars (exhibition) |
| November 19 | St. Peter's |
| November 25 | Brown |
| November 28 | Marist |
| December 2 | Wofford |
| December 4 | Holy Cross |
| December 9 | Youngstown State |
| December 17 | at Massachusetts |
| December 23 | Quinnipiac |
| December 30 | Vanderbilt |
| January 3 | Connecticut |
| January 7 | at Miami |
| January 10 | at St. John's |
| January 13 | Miami |
| January 16 | at Duke |
| January 20 | Rutgers |
| January 27 | at Villanova |
| January 31 | Virginia Tech |
| February 4 | Villanova |
| February 7 | Syracuse |
| February 10 | at Virginia Tech |
| February 13 | at Connecticut |
| February 17 | Providence |
| February 21 | at Notre Dame |
| February 24 | at Providence |
| February 26 | Morris Brown |
| February 28 | St. John's |
| March 3 | West Virginia |
| March 7-10 | \$ BIG EAST Conference Tournament |

BIG EAST games in **Bold Type**

\$ - Madison Square Garden (New York, NY)

Source: Media Relations Office

2000-2001

| | |
|-------------|---|
| November 5 | National Women's Basketball League (exhibition) |
| November 12 | Ferencvarosi Torna (exhibition) |
| November 17 | # Tennessee Tech |
| November 18 | # Michigan State |
| November 22 | Duke |
| November 29 | at Holy Cross |
| December 3 | Purdue (at FleetCenter) |
| December 6 | at Tennessee |
| December 9 | at La Salle |
| December 12 | Dartmouth |
| December 21 | at Kent State |
| December 28 | Buffalo |
| December 30 | Fairfield |
| January 2 | at St. John's |
| January 6 | at Georgetown |
| January 10 | Miami |
| January 13 | at Rutgers |
| January 17 | Virginia Tech |
| January 20 | at Providence |
| January 24 | at Syracuse |
| January 27 | Villanova |
| January 31 | at Seton Hall |
| February 3 | Notre Dame |
| February 11 | Connecticut |
| February 14 | Seton Hall |
| February 18 | at Virginia Tech |
| February 21 | Georgetown |
| February 24 | Pittsburgh |
| February 27 | at West Virginia |
| March 3-6 | \$ BIG EAST Conference Tournament |


BIG EAST Conference games in **Bold Type**

- Chevrolet Classic (East Lansing, MI)

\$ - Gampel Pavilion (Storrs, CT)

Source: Media Relations Office





Rev. John McElroy, S.J.
Pastor, Immaculate Conception Parish, Boston
1861-1863

1. John Bapst, S.J. 1863 – 1869
2. Robert W. Brady, S.J. 1869 – 1870
3. Robert Fulton, S.J. 1870 – 1880
4. Jeremiah O'Connor, S.J. 1880 – 1884
5. Edward V. Boursaud, S.J. 1884 – 1887
6. Thomas H. Stack, S.J. 1887
7. Nicholas Russo, S.J. 1887 – 1888
8. Robert Fulton, S.J. 1888 – 1891
9. Edward I. Devitt, S.J. 1891 – 1894
10. Timothy Brosnahan, S.J. 1894 – 1898
11. W. G. Read Mullan, S.J. 1898 – 1903
12. William F. Gannon, S.J. 1903 – 1907
13. Thomas I. Gasson, S.J. 1907 – 1914
14. Charles W. Lyons, S.J. 1914 – 1919
15. William Devlin, S.J. 1919 – 1925
16. James H. Dolan, S.J. 1925 – 1932
17. Louis J. Gallagher, S.J. 1932 – 1937
18. William J. McGarry, S.J. 1937 – 1939
19. William J. Murphy, S.J. 1939 – 1945
20. William L. Keleher, S.J. 1945 – 1951
21. Joseph R. N. Maxwell, S.J. 1951 – 1958
22. Michael P. Walsh, S.J. 1958 – 1968
23. W. Seavey Joyce, S.J. 1968 – 1972
24. J. Donald Monan, S.J. 1972 – 1996
25. William P. Leahy, S.J. 1996 –

Source: President's Office

1955

Fred J. Driscoll, LL.D.
Christian A. Herter, LL.D.
Edward A. Hogan, Jr., LL.D.*
Rear Adm. Bartholomew W. Hogan, Sc.D.
John B. Hynes, LL.D.
His Beatitude Maximos IV, LL.D.
(August 23, 1955)
Valerian Cardinal Gracias, LL.D.
Russel Kirk, Litt.D.
Edward A. Sullivan, LL.D.

1956

Bartholomew A. Brickley, LL.D.
Peter J. W. Debye, Sc.D.
Most Rev. Frederick A. Donaghy, LL.D.
John F. Kennedy, LL.D.*
John W. King, LL.D.
Charles Munch, D. Mus.
Edward F. Williams, LL.D.

1957

Wallace E. Carroll, LL.D.
Arthur J. Kelly, LL.D.
Augustus C. Long, LL.D.*
Adrian O'Keeffe, LL.D.
Very Rev. Msgr. Patrick W. Skehan, LL.D.
Nils Y. Wessell, LL.D.

1958

Most Rev. Amleto G. Cicognani, LL.D.
(April 21, 1958)
Carl J. Gilbert, LL.D.
Paul Horgan, Litt.D.
Barnaby C. Keeney, LL.D.*
Henry M. Leen, LL.D.
Jacques Maritain, LL.D.
Raissa Maritain, LL.D.
Harold Marston Morse, D.Sc.
Rev. John B. Sheerin, C.S.P., LL.D.
Francis Cardinal Spellman, LL.D.
(December 8, 1958)

1959

His Excellency Sean T. O'Kelly, LL.D.
(March 22, 1959)
Ernest Henderson, LL.D.
Rev. John LaFarge, S.J., LL.D.
Henry Cabot Lodge, LL.D.
George Meany, LL.D.
Carlos P. Romulo, LL.D.*
Helen C. White, Litt.D.

1960

Marian Anderson, D.Mus.
J. Peter Grace, LL.D.
Caryl P. Haskins, LL.D.
Robert F. Kennedy, LL.D.
Charles Malik, LL.D.*
Most Rev. Russell J. McVinnay, LL.D.
Samuel Eliot Morison, LL.D.
Rt. Rev. Matthew P. Stapleton, LL.D.
Rev. Henry M. Brock, S.J., D.Sc.
(October 12, 1960)

1961

Allen W. Dulles, LL.D.
Anthony Julian, LL.D.
Robert D. Murphy, LL.D.*
Louis R. Perini, LL.D.
Abraham Ribicoff, LL.D.
Rt. Rev. Robert J. Sennott, LL.D.
Edward Teller, LL.D.

1962

Detlev W. Bronk, D.Sc.*
 Ralph J. Bunche, LL.D.
 Christopher J. Duncan, M.D., LL.D.
 Sir Alec Guinness, D.F.A.
 Rt. Rev. Francis J. Lally, Litt.D.
 Ralph Lowell, LL.D.
 Phylliss McGinley, Litt.D.
 Perry G. Miller, Litt.D.

1963

Augustin Cardinal Bea, S.J., J.U.D.
 (March 26, 1963)
 Rev. Edward B. Bunn, S.J., LL.D.
 (April 20, 1963)
 Lady Barbara Ward Jackson, Litt.D.
 (April 20, 1963)
 Nathan Marsh Pusey, L.H.D.
 (April 20, 1963)
 Bruce Catton, Litt.D.
 Anthony Joseph Celebrezze, LL.D.*
 Arthur Joseph Goldberg, LL.D.
 John Jay McCloy, LL.D.
 James Barrett Reston, LL.D.
 Rt. Rev. John Joseph Ryan, L.H.D.
 Jose Luis Sert, Litt.D.
 Joseph Leo Sweeney, LL.D.
 Robert Clifton Weaver, LL.D.
 James Edwin Webb, D.Sc.

1964

John Coleman Bennett, LL.D.
 Henri Maurice Peyre, LL.D.
 Most Rev. Ernest John Primeau, LL.D.
 Sidney R. Rabb, L.H.D.
 Paul Anthony Samuelson, LL.D.
 Rev. Joseph L. Shea, S.J., LL.D.
 Robert Sargent Shriver, Jr., LL.D.*
 Mary Sullivan Stanton, LL.D.

1965

John P. Birmingham, LL.D.
 Robert McAfee Brown, LL.D.
 J. N. Douglas Bush, Litt.D.
 Victor L. Butterfield, L.H.D.
 John T. Connor, LL.D.
 Edith Green, LL.D.
 Rev. John Courtney Murray, S.J., L.H.D.*
 Rt. Rev. Lawrence J. Riley, LL.D.
 Alan T. Waterman, D.Sc.

1966

Most Rev. John W. Comber, M.M., L.H.D.
 Edward F. Gilday, L.H.D.
 Edward M. Kennedy, LL.D.
 Francis Keppel, LL.D.*
 Mother Eleanor M. O'Byrne, R.S.C.J., LL.D.
 Stephen P. Mugar, LL.D.
 Abram L. Sachar, L.H.D.
 Rene Wellek, Litt.D.

George Wells Beadle, D.Sc.
 (November 12, 1966)
 William Bosworth Castle, M.D., L.H.D.
 (November 12, 1966)
 Donald Frederick Hornig, LL.D.
 (November 12, 1966)
 James Alfred Van Allen, D.Sc.
 (November 12, 1966)

1967

Sarah Caldwell, Litt.D.
 Richard Palmer Chapman, LL.D.
 Very Rev. John Francis Fitzgerald, C.S.P.,
 L.H.D.
 John Kenneth Galbraith, LL.D.
 John William Gardner, LL.D.*
 Everett Cherrington Hughes, LL.D.
 John Anthony Volpe, LL.D.

1968

Kingman Brewster, Jr., LL.D.*
 Rev. Henri de Lubac, S.J., L.H.D.
 Erwin N. Griswold, LL.D.
 Rita P. Kelleher, D.Sc.
 Most Rev. John J. McEleney, S.J., LL.D.
 Cornelius W. Owens, LL.D.
 James J. Shea, Sr., LL.D.
 Roger J. Traynor, LL.D.

1969

R. Buckminster Fuller, D.F.A.*
 Katharine Graham, D.Journ.
 Philip J. McNiff, L.H.D.
 Talcott Parsons, D.S.S.
 A. Philip Randolph, LL.D.
 Henry Lee Shattuck, D.C.S.
 Terence Cardinal Cooke, LL.D.

1970

James Edward Allen, Jr., D.Sc.Ed.
 Rt. Rev. John Melville Burgess, LL.D.
 Joan Ganz Cooney, D.Sc.Ed.
 Sterling Dow, L.H.D.
 Hartford Nelson Gunn, Jr., L.H.D.
 Rev. Bernard Joseph Francis Lonergan, S.J.,
 Hist.Phil.D.
 Elliot Norton, L.H.D.
 Perry Townsend Rathbone, D.F.A.
 Earl Warren, D.Sc.L.*

1971

Walter Jackson Bate, H.D.
 Andrew Felton Brimmer, S.S.D.
 Rev. Msgr. George William Casey, Litt.D.
 Mircea Eliade, R.D.
 Eli Goldston, LL.D.
 Elma Lewis, D.F.A.

Michael Joseph Mansfield, LL.D.*
 William James McGill, S.S.D.
 Most Rev. Humberto Sousa Medeiros, S.T.D.
 Walter George Muelder, D.Sc.T.
 Leverett Saltonstall, LL.D.

1972

Mary Ingraham Bunting, D.Sc.
 Arthur Fiedler, D.Mus.
 Northrop Frye, L.H.D.
 John James Griffin, D.C.S.
 Sir William Arthur Lewis, L.H.D.
 Louis Martin Lyons, D.Journ.
 Rev. John Anthony McCarthy, S.J., Litt.D.
 Hildegard Elizabeth Peplau, D.N.S.
 Adlai Ewing Stevenson, III, LL.D.*
 Walter Edward Washington, LL.D.

1973

A.J. Antoon, L.H.D.
 Harold Bloom, L.H.D.
 Fred J. Borch, D.B.A.
 Vernon E. Jordan, Jr., LL.D.
 John George Kemeny, D.Sc.*
 Rev. Daniel Linehan, S.J., D.Sc.
 Thomas Philip O'Neill, Jr., LL.D.

1974

Soia Mentschikoff, LL.D.*
 Thomas L. Phillips, D.B.A.
 Carl Thomas Rowan, L.H.D.
 Thomas Paul Salmon, LL.D.
 Sir Ronald Syme, L.H.D.
 Henry Bradford Washburn, Jr., L.H.D.

1975

Melnea A. Cass, L.H.D.
 Silvio O. Conte, LL.D.
 John Thomas Dunlop, LL.D.
 Rev. Francis J. Gilday, S.J., L.H.D.
 Edward Lewis Hirsh, L.H.D.
 Paul Ricoeur, L.H.D.*
 Vincent Charles Ziegler, D.B.A.

Bicentennial Convocation**September 28, 1975**


Thomas Joseph Galligan, Jr., D.B.A.
 Oscar Handlin, L.H.D.
 William J. Harrington, M.D., D.Sc.
 Edward Hirsh Levi, LL.D.
 Rev. Michael Patrick Walsh, S.J., L.H.D.
 Mary Lou Williams, D.A.

1976

Abram Thurlow Collier, D.B.A.
 John Hope Franklin, L.H.D.
 Rev. Martin Patrick Harney, S.J., H.D.
 Mildred Fay Jefferson, M.D., D.Sc.

Asa Smallidge Knowles, D.Sc.Ed.
Most Rev. Joseph Francis Maguire, LL.D.

1995



Academic Vice President's Office
Undergraduate Admission Office
Alumni Association
BCAA Compliance Office
Budget Office
Bureau of Conferences
Controller's Office
Deans' Offices
Dining Services
Enrollment Management Research
Financial Aid Office (Student Services)
Flynn Recreation Complex
University Historian's Office
Human Resources
Information Technology
Jesuit Community
Language Laboratory
University Libraries
McMullen Museum of Art
Media Relations, Athletics Association
Planning and Construction
University Policies and Procedures
Office of the President
Research Administration
Office of Residential Life
Space 0.0009 Tce

-
-
- Academic Calendars, 108
 Academic Deans, 17
 Academic Department Locations, 107
 Academic Development Center, 77
 Academic Resources, 74-81
 Accrediting Agencies, 106
 Administration and Faculty, 14-23
 Administrators, University, 18
 Advancing Studies Enrollment, 29-30
 AHANA Student Enrollment, 31
 Alumni, 48-55
 Alumni Association Board of Directors, 48
 Alumni Awards, 48
 Alumni by Primary School, Gender, and Class, 50-52
 Alumni Clubs, 48
 Alumni Donors by Primary School and Class, 54-55
 Alumni, Geographic Analysis by State, 49
 Alumni, Regional Analysis, 49
 Applications, Acceptances, and Enrollment, Freshman, 26
 Applications, Acceptances, and Enrollment, Transfer Students, 28
 Archives, 77
 Art Museum, 78
 Association Memberships, 106
 Athletics, 94-99
- Board of Trustee Membership, 14
 Boston College, A Brief History, 6
 Boston College, A Chronology, 6
 Boston College Profile, 11
 Boston College Properties, 60
 Building Use, Summary, 63
 Buildings and Grounds, 58-65
 Buildings, Boston College, 58-59
- Campus Maps, 111-112
 Career Plans of Seniors, 45
 Chairpersons, Department, 17
 Chairmen, Board of Trustees, 15
 Chart of Administration, 16
 Classrooms, 63
 Compensation, Faculty, 23
 Computer Statistics, 78-81
 Contracts and Grants, 84-89
 Cross Application Competitor Schools, 28
- Deans, Academic, 17
 Degrees Conferred at Boston College, Types, 105
 Degrees Conferred, 38-42
 Department Chairpersons, 17
- Development Statistics, 53-55
 Dining Facilities, 62
 Donors by Giving Club, 53
 Dormitories, 64-65
- Educational Plans of Seniors, 44
 Enrollment, Advancing Studies, 29-30
 Enrollment, Full-Time Equivalent, 32
 Enrollment, Full-Time Freshman by Year and Gender, 26
 Enrollment, Graduate, by School, Gender, and Full- and Part-Time, 29-30
 Enrollment, Graduate, by Degree Program and Discipline, 35
 Enrollment, International Students, 31, 36-37
 Enrollment, Minority Students, 31
- Enrollment, Summer Session, 35
 Enrollment, Transfer Students, 28
 Enrollment, Undergraduate by School, Gender, and Full- and Part-Time, 29-30
 Enrollment, Veterans, 32
 Evening College, see Advancing Studies
- Facilities, 58-65
 Facility Capacities, 61-62
 Faculty, Administration and, 14-23
 Faculty, Average Compensation by Rank, 23
 Faculty, by Highest Earned Degree and Gender, 21
 Faculty, by Highest Earned Degree and Rank, 21
 Faculty, by Rank and Gender, 22
 Faculty, by School and Gender, 21
 Faculty, by School and Rank, 20
 Faculty, by School and Tenure Status, 20
 Faculty, Full-Time Equivalent by School, 20
 Faculty, Full-Time, Teaching Fellows, Teaching Assistants, 22
- Finance, 68-71
 Financial Aid, Undergraduate and Graduate, 43
 Financial Operations, Highlights, 68
 Financial Position Statement, Condensed, 69
 Foreign Student and Scholar Statistics, 31, 36-37
 Foreword, 5
 Founder of Boston College, 102
 Freshman Admission Profile, 26
 Freshman Applications, Acceptances, and Enrollment, 26
 Freshman, Full-Time, Enrollment by Year and Gender, 26
 Freshman, Geographic Distribution, 27
 Full-Time Equivalent Enrollment, 32
 Fund Raising, 53-55



General Information, 102-112